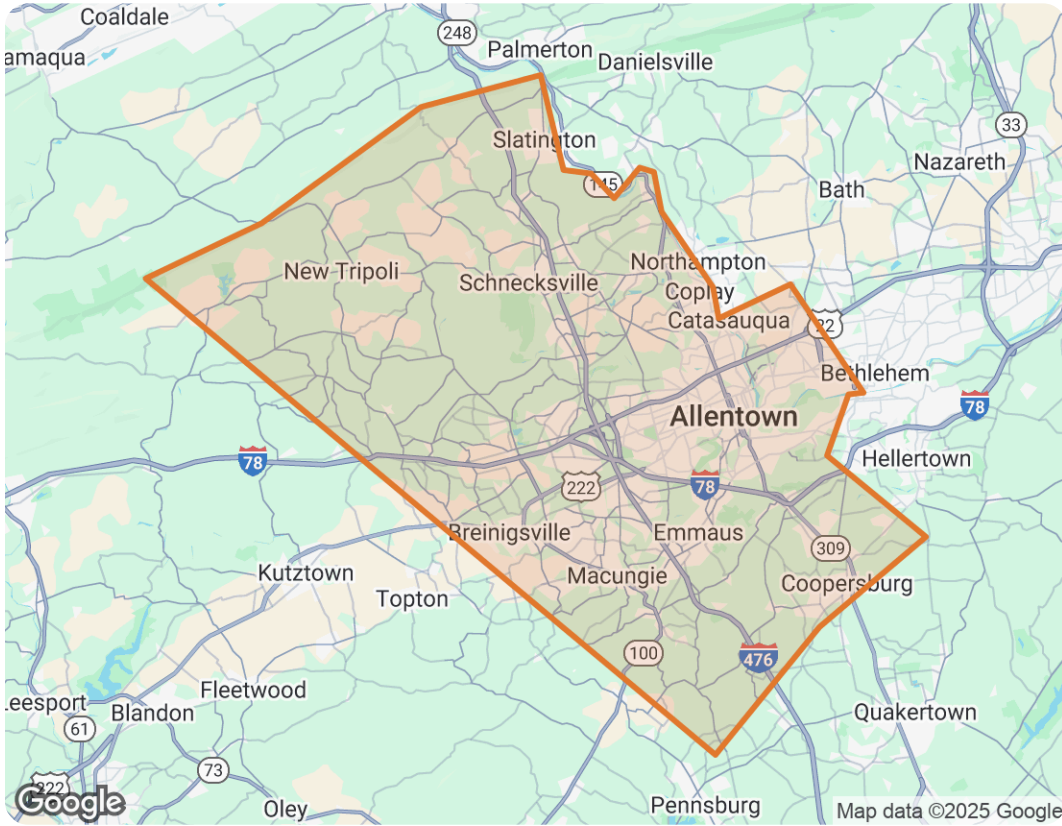


# Lehigh County, Pennsylvania



## Matthew Morrow

The Morrow Wargo Group, Investor, Agent - Founder  
Pennsylvania Real Estate License #RS347764

📞 Work (610) 321-3730 | 📞 Mobile (610) 703-6173

📠 (610) 321-3637

✉️ matt@morrowwargo.com

🌐 www.morrowwargo.com



## Allentown

4295 W. Tilghman Street  
Allentown, PA 18104

\*If you are represented by an agent, this is not intended as a solicitation



# Spring Market Is Here



Let us help sell your home- Quick, Simple, And Without Hassle!

# TIME TO SELL YOUR HOME?

## Your Trusted Partners in Real Estate

Residential & Investment Real Estate Agents



REALTY **ONE** GROUP  
SUPREME

Scan me for more info!

### The Morrow Wargo Group



Team- 484-791-6200  
Office- 610-321-3730



[admin@morrowwargo.com](mailto:admin@morrowwargo.com)



[www..morrowwargo.com](http://www..morrowwargo.com)

## Market Trends

### Market Trends for Lehigh County, Pennsylvania

Single Family + Condo/Townhouse/Apt.

**February 2025**

**Market Type**

Market Type	Percentage
Seller's Market	~45%
Balanced Market	~15%
Buyer's Market	~40%

---

**Key Details**

Metric	Value	MoM Change
Months of Inventory	1.27	↓ 9.29%
Sold to List Price %	100.6%	↑ 1.61%
Median Days in RPR	14	↓ 6.67%
Median Sold Price	\$350,000	↑ 7.69%

This analysis has not been performed in accordance with the Uniform Standards of Professional Appraisal Practice which requires valuers to act as unbiased, disinterested third parties with impartiality, objectivity and independence and without accommodation of personal interest. It is not to be construed as an appraisal and may not be used as such for any purpose.

# Lehigh County, Pennsylvania

## February 2025 Median Estimated Property Value

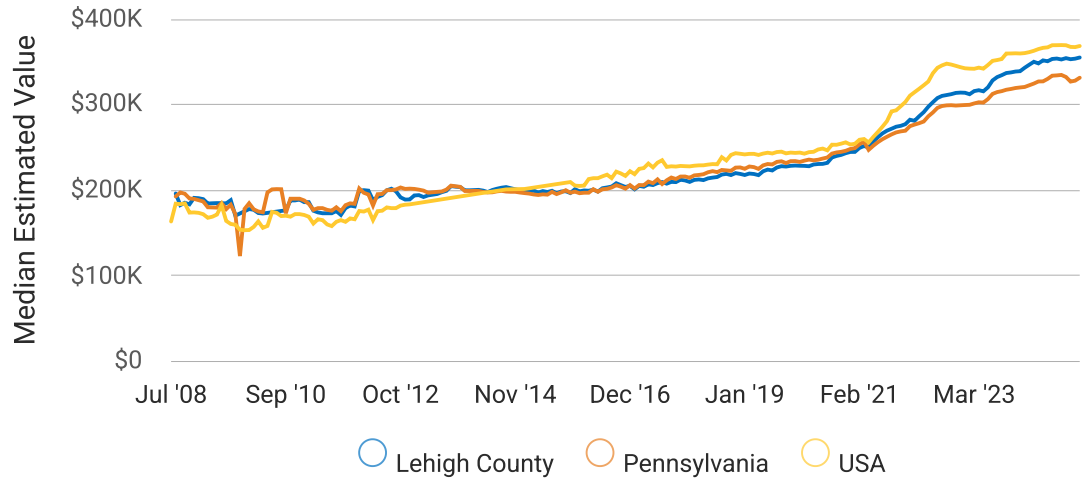
Single Family + Condo/Townhouse/Apt.

This graphic displays property estimates for a market area and a subject property, where one has been selected. Estimated property values are generated by a valuation model and are not formal appraisals.

Source: Public records, and MLS sources where licensed

Update Frequency: Monthly

<b>Median Estimated Value</b> <b>\$355,000</b>	<b>Last Month Change</b> <b>+0.4%</b>	<b>12 Month Change</b> <b>+3.5%</b>
---	--	--



## February 2025 Active Listings

### Lehigh County, Pennsylvania

Single Family + Condo/Townhouse/Apt.

This graphic summarizes key statistics for properties that were in an active status on the last day of each month. RPR uses list date and a derived pending date to determine if the listing was active on the last day of the month. An end-of-month snapshot of active listings helps to understand inventory levels, price points and duration on the market.

Source: Listing sources

Update Frequency: Monthly

<b>Median List Price - \$359,900</b>
↑ 2.1% Month over Month



# Lehigh County, Pennsylvania

## February 2025 Sold Listings

### Lehigh County, Pennsylvania

Single Family + Condo/Townhouse/Apt.

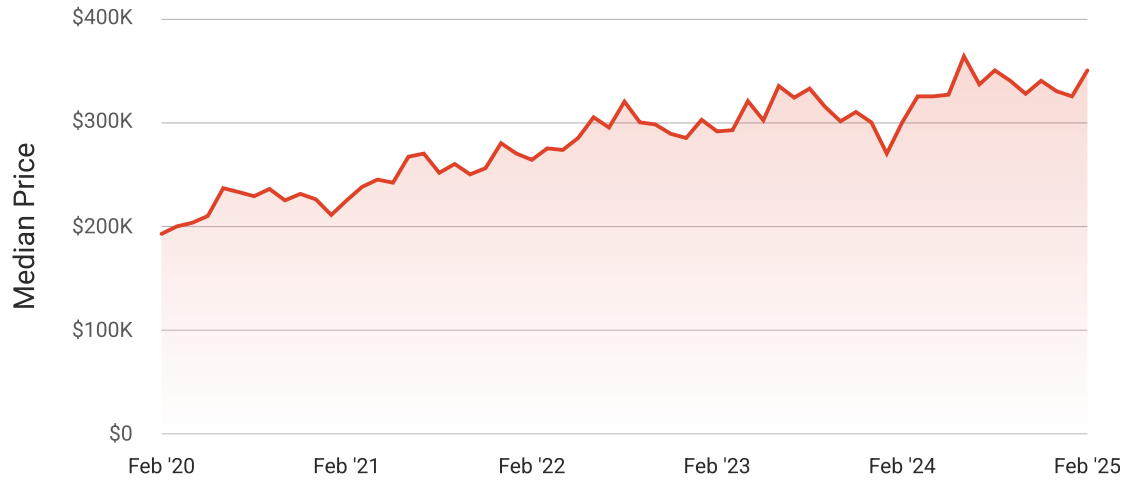
This graphic summarizes key statistics for properties that sold each month. RPR uses a derived sold date to determine when a property moved into a sold status within the given month. These statistics are important for understanding the price points on sold properties as well as the difference between the list price and sold price, which reveals whether buyers are paying over or under the asking price.

Source: Listing sources

Update Frequency: Monthly

**Median Sold Price - \$350,000**

↑ 7.7% Month over Month



## Market Snapshot

### Value and Price Changes

	Current	Last Month	Last 3 Months	Last 12 Months	Last 24 Months	Last 36 Months
<b>Median Est. Property Value</b> <small>Last Updated: 2/28/2025</small>	\$355,000 0%	\$353,640 +0.38%	\$354,250 +0.21%	\$343,010 +3.5%	\$312,120 +13.74%	\$281,030 +26.32%
<b>Median Sold Price</b> <small>Last Updated: 2/28/2025</small>	\$303,500 0%	\$300,000 +1.17%	\$318,500 -4.71%	\$285,000 +6.49%	\$259,900 +16.78%	\$240,000 +26.46%
<b>Median List Price</b> <small>Last Updated: 2/28/2025</small>	\$359,900 0%	\$352,450 +2.11%	\$349,900 +2.86%	\$320,000 +12.47%	\$310,000 +16.1%	\$249,950 +43.99%

**About this Data:** Because some brokerages may choose not to include their MLS listing content within the RPR platform, the analysis contained in this report may not have been created using all the available listing data within this geographical market. Median estimated property values are generated by a valuation model and are not formal appraisals. Valuations are based on public records and MLS data where licensed. The Metrics displayed here reflect **All Residential Single Family, Condo, Townhouse and Apartment properties** data.

## Market Activity

### Market Filters Selected

Sort Order: Recently updated

Maximum Properties Per Change Type: 90

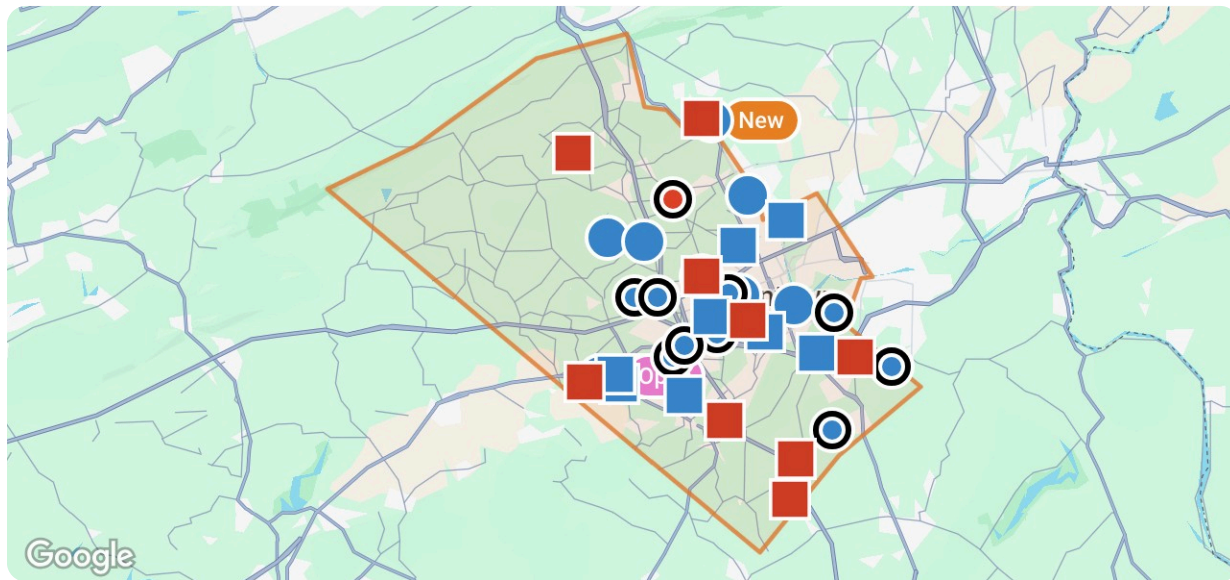
Change Types: New Listings, Pending, Closed, Distressed

Property Types: Single Family, Condo/Townhouse/Apt, CoOp

Property Features: Sale Price: Any, Lease Price: Any, Beds: 3+, Baths: 2+, Living Area: Any, Lot Size (acre): Any, Year Built: Any

## Summary

### For Sale Activity in the Last 3 Months



### Legend

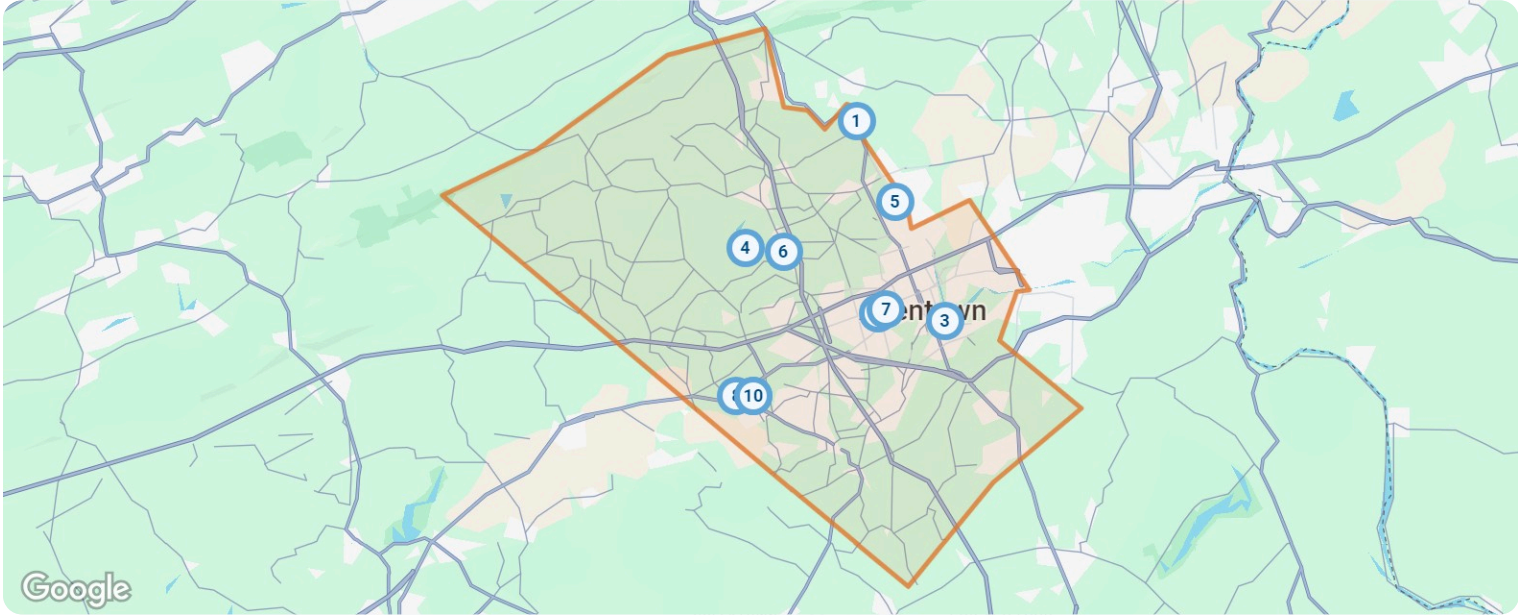
- For Sale
- ⊙ For Sale Pending
- ⊙ Distressed Pending
- Recently Closed
- Distressed

	New	Pending	Closed	Distressed
Number of Properties	10	10	10	10
Lowest Listing Price / Est.Value	\$79,900	\$257,000	\$218,000	\$265,000
Median Listing Price / Est.Value	\$335,000	\$407,450	\$329,495	\$440,000
Highest Listing Price / Est.Value	\$499,000	\$925,000	\$700,000	\$613,000
Average Price / sqft	\$204	\$225	\$213	\$204
Median Price / sqft	\$225	\$223	\$216	\$208
Average Days in RPR	6	5	30	-
Median Days in RPR	-	-	-	-
Total Volume	\$3,050,680	\$4,579,800	\$3,671,960	\$3,720,240
Source	Listings	Listings	Public Records & Listings	Public Records & Listings

## Property Details






New

Source: Listings



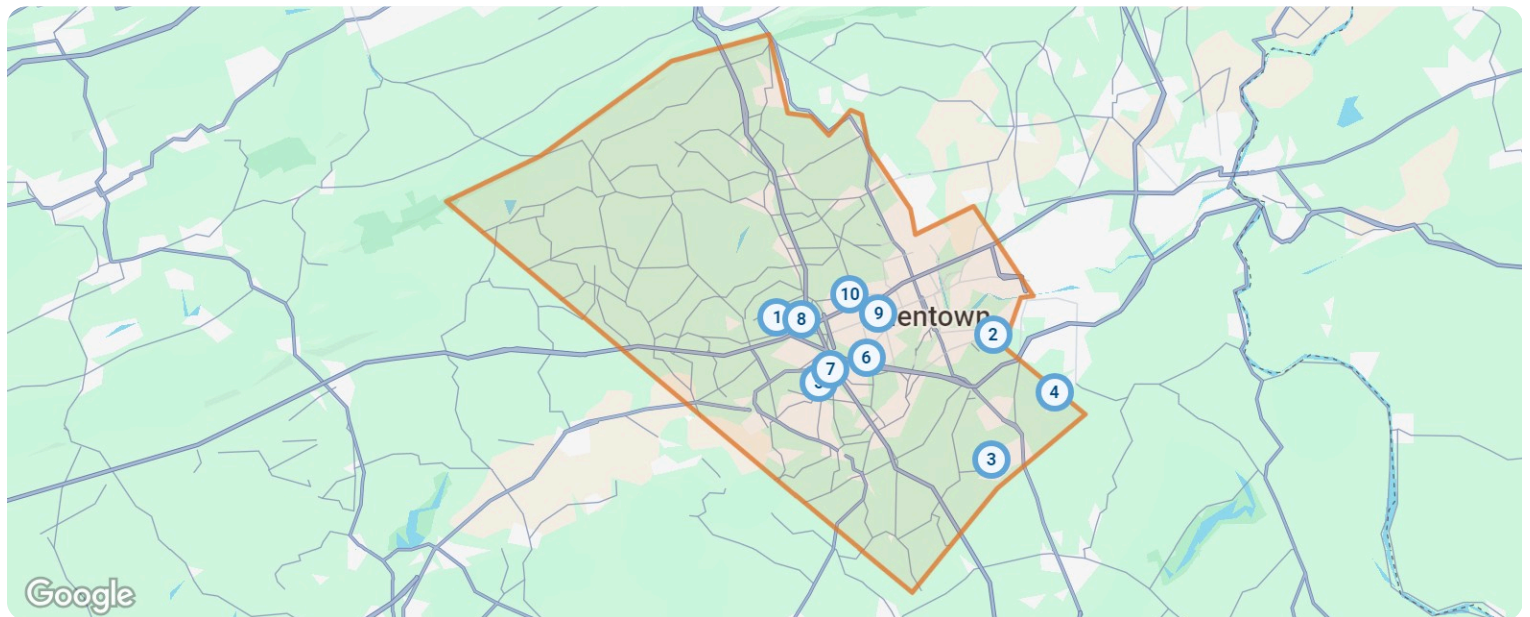
New: 10 properties		Property Type	Beds / Baths	Living Area (sq ft)	Lot Size	Year Built	List Date / Days in RPR	List Price / \$ Per Sq Ft
1	 <p><b>1078 Aspen St</b> Laurys Station, PA 18059 MLS ID: 11440413 ● Active / For Sale</p> <p><i>Listing Courtesy of Riverview</i></p>	Single Family	3/2	1,056	&ndash;	2020	2/26/2025 23 days	\$79,900 \$76/sq ft
2	 <p><b>N 24th, South Whitehall Twp,</b> PA 18104 MLS ID: 754196 ● Active / For Sale</p> <p><i>Listing Courtesy of IronValley RE of Lehigh Valley</i></p>	Single Family	4/2	1,800	0.31 acres	1977	- - days	\$395,000 \$219/sq ft
3	 <p><b>847 S Armour St</b> Allentown, PA 18103 MLS ID: 754194 ● Active / For Sale</p> <p><i>Listing Courtesy of One Valley Realty LLC</i></p>	Single Family	3/2	1,080	2,500 sq ft	1988	- - days	\$249,900 \$231/sq ft
4	 <p><b>3722 Jordan Rd</b> Orefield, PA 18069 MLS ID: 754153 ● Active / For Sale</p> <p><i>Listing Courtesy of RE/MAX Unlimited Real Estate</i></p>	Single Family	4/2	1,692	1.59 acres	1962	- - days	\$419,000 \$248/sq ft
5	 <p><b>111 Maple St</b> Coplay, PA 18037 MLS ID: 754061 ● Active / For Sale</p> <p><i>Listing Courtesy of RE/MAX Real Estate</i></p>	Single Family	3/2	1,344	5,881 sq ft	1900	- - days	\$275,000 \$205/sq ft

# Lehigh County, Pennsylvania

New: 10 properties		Property Type	Beds / Baths	Living Area (sq ft)	Lot Size	Year Built	List Date / Days in RPR	List Price / \$ Per Sq Ft
6	 <p><b>3238 Woodlea Rd</b> Orefield, PA 18069 MLS ID: 754128 ● Active / For Sale</p> <p><i>Listing Courtesy of Light House Realty LV LLC</i></p>	Single Family	4/3	1,936	0.94 acres	1972	- - days	\$499,000 \$258/sq ft
7	 <p><b>2039 W Liberty St</b> Allentown, PA 18104 MLS ID: 754129 ● Active / For Sale</p> <p><i>Listing Courtesy of Full CircleRealty&amp;PropertyMgmt</i></p>	Single Family	3/2	1,304	1,799 sq ft	1926	- - days	\$225,000 \$173/sq ft
8	 <p><b>8955 Breinig Run Cir</b> Breinigsville, PA 18031 MLS ID: PALH2011110 ● Active / For Sale</p> <p><i>Listing Courtesy of Godfrey Properties</i></p>	Single Family	3/2	1,056	&ndash;	1981	3/19/2025 2 days	\$89,900 \$85/sq ft
9	 <p><b>1177 Susan Cir</b> Breinigsville, PA 18031 MLS ID: PALH2011334 ● Active / For Sale</p> <p><i>Listing Courtesy of D.R. Horton Realty of Pennsylvania</i></p>	Condo/Townhouse/Apt.	3/3	1,500	&ndash;	2025	3/19/2025 2 days	\$413,990 \$276/sq ft
10	 <p><b>1195 Susan Cir</b> Breinigsville, PA 18031 MLS ID: PALH2011184 ● Active / For Sale</p> <p><i>Listing Courtesy of D.R. Horton Realty of Pennsylvania</i></p>	Condo/Townhouse/Apt.	3/3	1,500	&ndash;	2025	2/21/2025 28 days	\$403,990 \$269/sq ft











## Pending

Source: Listings





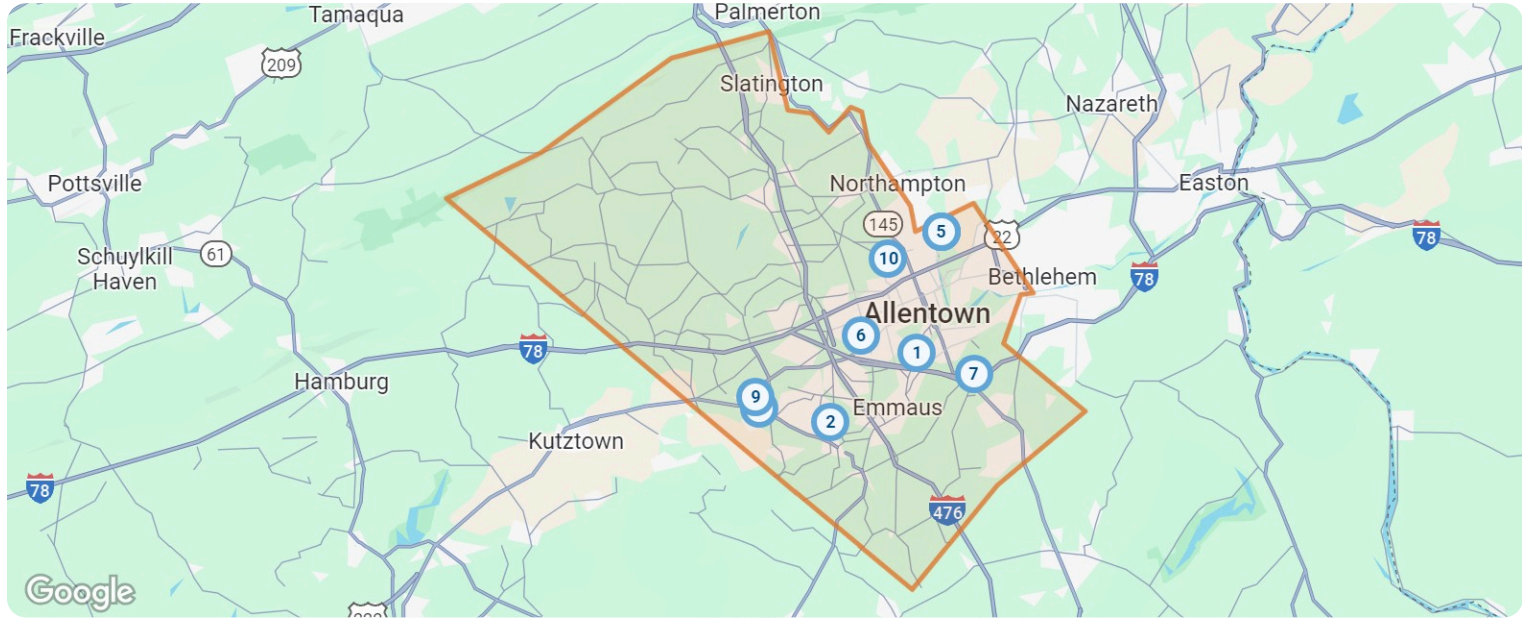
# Lehigh County, Pennsylvania

Pending: 10 properties		Property Type	Beds / Baths	Living Area (sq ft)	Lot Size / Year Built	List Date	List Price / \$ Per Sq Ft	Pending Date / Days in RPR
1	 <p><b>1214 Highland Dr</b> Orefield, PA 18069 MLS ID: 752506 🕒 Pending / For Sale</p> <p><i>Listing Courtesy of RE/MAX Unlimited Real Estate</i></p>	Single Family	4/4	2,982	0.37 acres 1995	–	\$669,000 \$224/sq ft	3/18/2025 – days
2	 <p><b>1608 Hausman Ave</b> Allentown, PA 18103 MLS ID: 754189 🕒 Pending / For Sale</p> <p><i>Listing Courtesy of Iron Valley R E Northeast</i></p>	Single Family	3/2	1,463	0.31 acres 1970	–	\$285,000 \$195/sq ft	3/20/2025 – days
3	 <p><b>6448 Mallard Ln</b> Coopersburg, PA 18036 MLS ID: 752583 🕒 Pending / For Sale</p> <p><i>Listing Courtesy of RE/MAX Real Estate</i></p>	Single Family	5/3	3,564	0.46 acres 2003	–	\$925,000 \$260/sq ft	3/19/2025 – days
4	 <p><b>1475 Station Ave</b> Bethlehem, PA 18015 MLS ID: 753884 🕒 Pending / For Sale</p> <p><i>Listing Courtesy of BHHS Fox &amp; Roach Center Valley</i></p>	Single Family	4/2	2,270	0.59 acres 1905	–	\$650,000 \$286/sq ft	3/20/2025 – days
5	 <p><b>5653 Wood Ln</b> Allentown, PA 18106 MLS ID: 754121 🕒 Pending / For Sale</p> <p><i>Listing Courtesy of EXP Realty LLC</i></p>	Single Family	3/2	1,240	2,034 sq ft 1984	–	\$279,000 \$225/sq ft	3/20/2025 – days
6	 <p><b>1050 Edward Ave</b> Allentown, PA 18103 MLS ID: 753885 🕒 Pending / For Sale</p> <p><i>Listing Courtesy of HowardHanna TheFrederickGroup</i></p>	Single Family	5/2	2,893	0.33 acres 1961	–	\$399,900 \$138/sq ft	3/20/2025 – days
7	 <p><b>5011 Hamilton Blvd</b> Allentown, PA 18106 MLS ID: 752294 🕒 Pending / For Sale</p> <p><i>Listing Courtesy of Weichert Realtors - Allentown</i></p>	Single Family	3/2	1,171	0.27 acres 1919	–	\$415,000 \$354/sq ft	3/19/2025 – days
8	 <p><b>1362 Black Forest Dr</b> Allentown, PA 18104 MLS ID: PALH2011046 🕒 Pending / For Sale</p> <p><i>Listing Courtesy of Acre and Estate</i></p>	Condo/Townhouse/Apt.	3/3	2,260	4,673 sq ft 2021	2/3/2025	\$429,900 \$190/sq ft	3/19/2025 46 days
9	 <p><b>734 N Muhlenberg St</b> Allentown, PA 18104 MLS ID: 753551 🕒 Pending / For Sale</p> <p><i>Listing Courtesy of Century 21 Pinnacle</i></p>	Single Family	3/2	1,216	3,119 sq ft 1946	–	\$270,000 \$222/sq ft	3/20/2025 – days
10	 <p><b>3440 Colonial Ct</b> Allentown, PA 18104 MLS ID: 753563 🕒 Pending / For Sale</p> <p><i>Listing Courtesy of BHHS Paul Ford Easton</i></p>	Single Family	3/3	1,655	2,100 sq ft 1979	–	\$257,000 \$155/sq ft	3/17/2025 – days

# Lehigh County, Pennsylvania

## Closed

Source: Public Records and Listings



Closed: 10 properties		Property Type	Beds / Baths	Living Area (sq ft)	Lot Size / Year Built	Closed Date / Days in RPR	Closed Price / \$ Per Sq Ft	List to Sold Price %
1	 <p><b>455 S Jordan St, #25 Allentown City, PA 18103</b> MLS ID: 748620 Closed / For Sale</p> <p><i>Courtesy of Better Homes&amp;Gardens RE Valley</i></p>	Single Family	3/3	1,505	2,039 sq ft 2024	3/19/2025 - days	\$330,000 \$219/sq ft	↓ 1.49%
2	 <p><b>2831 Whitmarsh Pl Macungie, PA 18062</b> MLS ID: 752129 Closed / For Sale</p> <p><i>Courtesy of IronValley RE of Lehigh Valley</i></p>	Single Family	3/3	1,768	13.34 acres 1977	3/19/2025 - days	\$218,000 \$123/sq ft	↓ 4.8%
3	 <p><b>219 Ashton Ct Catasauqua, PA 18032</b> MLS ID: 749136 Closed / For Sale</p> <p><i>Courtesy of D. R. Horton Realty of PA</i></p>	Single Family	3/2	1,500	&ndash; 2024	2/28/2025 - days	\$320,490 \$214/sq ft	↓ 2.14%
4	 <p><b>227 Ashton Ct Catasauqua, PA 18032</b> MLS ID: 751134 Closed / For Sale</p> <p><i>Courtesy of D. R. Horton Realty of PA</i></p>	Single Family	3/3	1,500	3,352 sq ft 2024	2/14/2025 - days	\$328,990 \$219/sq ft	-
5	 <p><b>231 Ashton Ct Catasauqua, PA 18032</b> MLS ID: 751132 Closed / For Sale</p> <p><i>Courtesy of D. R. Horton Realty of PA</i></p>	Single Family	3/3	1,500	&ndash; 2024	3/12/2025 - days	\$319,490 \$213/sq ft	↓ 2.44%

# Lehigh County, Pennsylvania











Closed: 10 properties		Property Type	Beds / Baths	Living Area (sq ft)	Lot Size / Year Built	Closed Date / Days in RPR	Closed Price / \$ Per Sq Ft	List to Sold Price %
6	 <p><b>3426 Broadway</b> Allentown, PA 18104 MLS ID: 752131 Closed / For Sale</p> <p><i>Courtesy of Rudy Amelio Real Estate</i></p>	Single Family	3/2	1,348	5,571 sq ft / 1850	3/20/2025 - days	\$315,000 \$234/sq ft	↑ 1.65%
7	 <p><b>3643 Laurel Ln</b> Center Valley, PA 18034 MLS ID: 747144 Closed / For Sale</p> <p><i>Courtesy of Home Team Real Estate</i></p>	Single Family	5/4	3,911	1.38 acres / 1958	3/20/2025 - days	\$700,000 \$179/sq ft	↓ 3.43%
8	 <p><b>8302 Alexander Ct</b> Breinigsville, PA 18031 MLS ID: PALH2010644 Closed / For Sale</p> <p><i>Courtesy of D.R. Horton Realty of Pennsylvania</i></p>	Condo/Townhouse/Apt.	3/3	1,969	&dash; / 2024	3/19/2025 113 days	\$419,990 \$213/sq ft	-
9	 <p><b>1113 Martin Rd</b> Breinigsville, PA 18031 MLS ID: PALH2009966 Closed / For Sale</p> <p><i>Courtesy of D.R. Horton Realty of Pennsylvania</i></p>	Condo/Townhouse/Apt.	3/3	1,500	&dash; / 2025	3/18/2025 182 days	\$370,000 \$247/sq ft	-
10	 <p><b>1966 Linden Ln</b> Whitehall, PA 18052 MLS ID: 749894 Closed / For Sale</p> <p><i>Courtesy of Harvey Z Raad Real Estate</i></p>	Single Family	3/2	1,288	0.35 acres / 1968	3/19/2025 - days	\$350,000 \$272/sq ft	↑ 0.03%

## Distressed

Source: Public Records and Listings

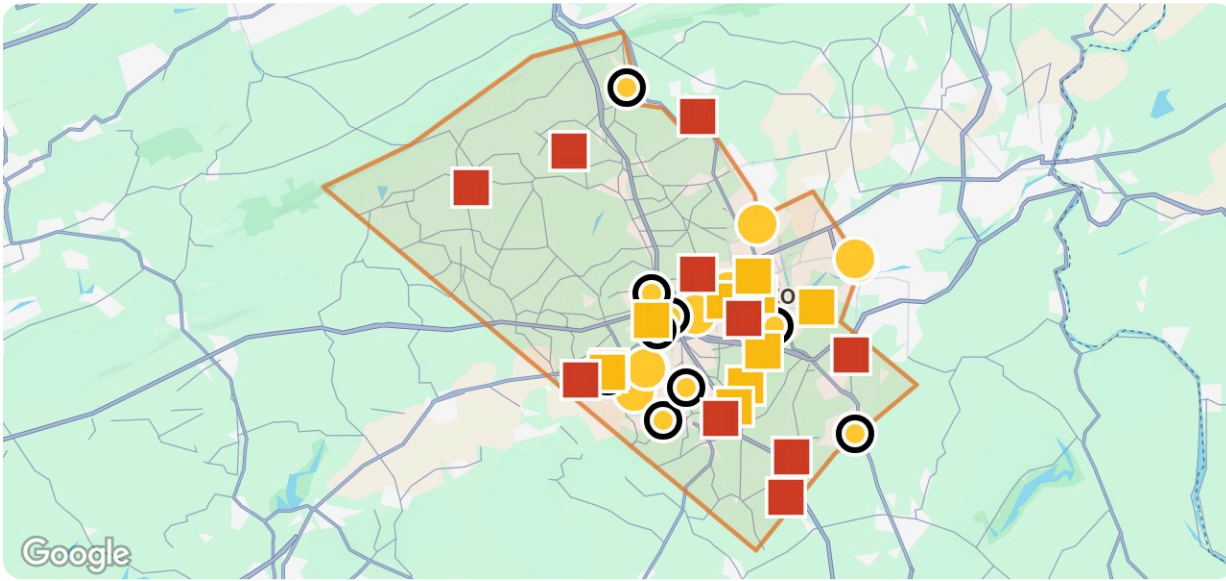


# Lehigh County, Pennsylvania

Distressed: 10 properties		Property Type	Beds / Baths	Living Area (sq ft)	Lot Size / Year Built	List Date / Days in RPR	List Price / \$ Per Sq Ft	Distressed Date / Type
1	 <p><b>1158 Wellington Cir</b> Laurys Station, PA 18059  <span style="color: red;">■</span> Off Market / Public Record</p>	Single Family	4/3	2,032	0.39 acres 1991	- - days	- \$253/sq ft	3/15/2025 Notice of Foreclosure Sale
2	 <p><b>4630 Mill Rd</b> Emmaus, PA 18049  <span style="color: red;">■</span> Off Market / Public Record</p>	Single Family	4/5	4,971	49.34 acres 2006	- - days	- -/sq ft	3/14/2025 Notice of Foreclosure Sale
3	 <p><b>4117 Grape St</b> Coplay, PA 18037 MLS ID: 752692  <span style="color: red;">●</span> Pending / For Sale</p> <p><i>Listing Courtesy of IronValley RE of Lehigh Valley</i></p>	Single Family	3/2	1,320	8,713 sq ft 1950	- - days	\$265,000 \$201/sq ft	1/21/2025 Short Sale
4	 <p><b>4716 Old Bethlehem Pike</b> Bethlehem, PA 18015  <span style="color: red;">■</span> Off Market / Public Record</p>	Single Family	3/2	1,296	&ndash; 1900	- - days	- \$251/sq ft	3/11/2025 Notice of Foreclosure Sale
5	 <p><b>3426 Colonial Ct</b> Allentown, PA 18104  <span style="color: red;">■</span> Off Market / Public Record</p>	Condo/Townhouse/Apt.	3/3	1,655	3,675 sq ft 1979	- - days	- \$169/sq ft	3/6/2025 Notice of Foreclosure Sale
6	 <p><b>8769 Spinnerstown Rd</b> Coopersburg, PA 18036  <span style="color: red;">■</span> Off Market / Public Record</p>	Single Family	4/3	2,268	2.65 acres 1968	- - days	- \$208/sq ft	3/7/2025 Notice of Foreclosure Sale
7	 <p><b>827 Traylor Dr</b> Allentown, PA 18103  <span style="color: red;">■</span> Closed / Public Record</p>	Single Family	4/4	3,264	0.89 acres 1966	- - days	- \$169/sq ft	3/5/2025 Notice of Foreclosure Sale
8	 <p><b>774 Swallow Tail Ln</b> Breinigsville, PA 18031  <span style="color: red;">■</span> Off Market / Public Record</p>	Single Family	3/3	1,864	&ndash; 2011	- - days	- \$241/sq ft	2/25/2025 Notice of Foreclosure Sale
9	 <p><b>6691 Church Rd</b> Slatington, PA 18080  <span style="color: red;">■</span> Off Market / Public Record</p>	Single Family	4/2	2,716	3.47 acres 1890	- - days	- \$133/sq ft	1/14/2025 Notice of Foreclosure Sale
10	 <p><b>7271 Leh St</b> Coopersburg, PA 18036  <span style="color: red;">■</span> Off Market / Public Record</p>	Single Family	4/3	2,467	7.59 acres 2001	- - days	- \$248/sq ft	12/30/2024 Notice of Foreclosure Sale

## Summary

### For Lease Activity in the Last 3 Months

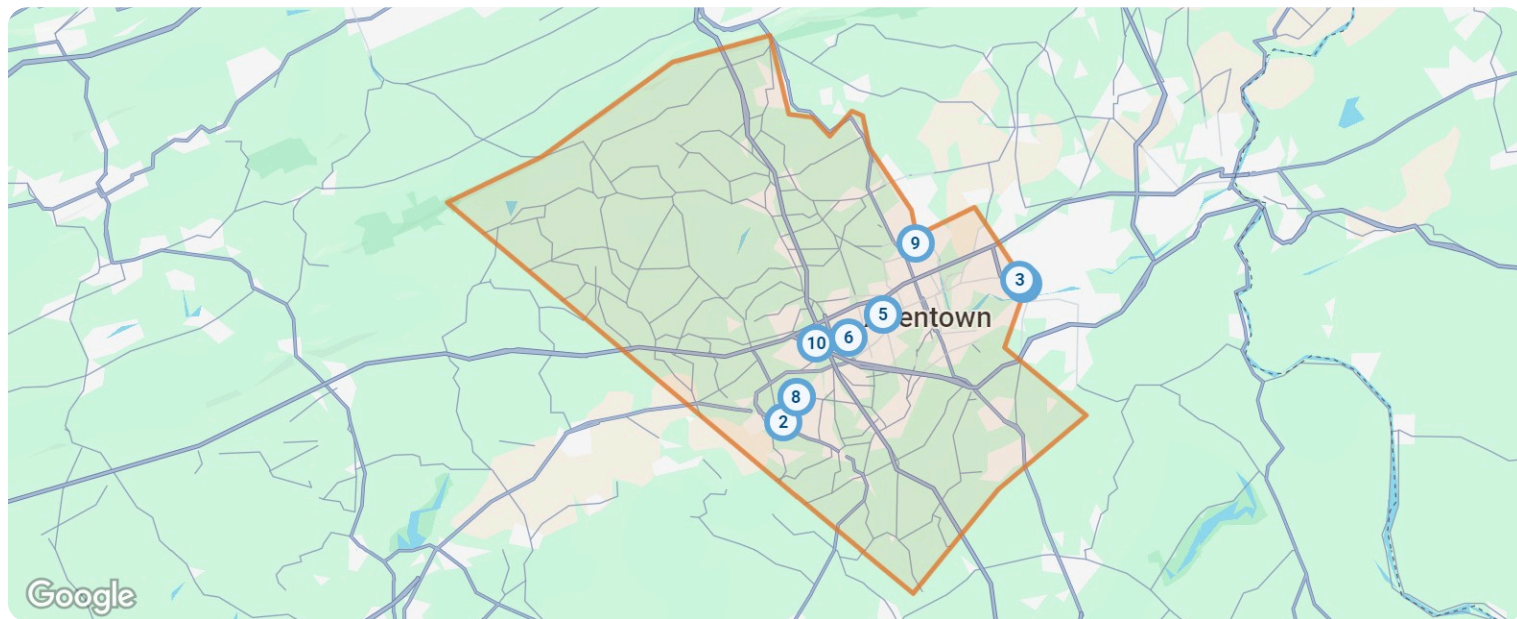


	New	Pending	Closed	Distressed
Number of Properties	10	10	10	10
Lowest Listing Price / Est.Value	\$2,100	\$1,450	\$1,700	\$279,190
Median Listing Price / Est.Value	\$2,473	\$2,575	\$2,525	\$440,000
Highest Listing Price / Est.Value	\$3,000	\$3,000	\$3,400	\$613,000
Average Price / sqft	\$1	\$1	\$1	\$199
Median Price / sqft	\$1	\$1	\$1	\$208
Average Days in RPR	-	14	8	-
Median Days in RPR	-	-	-	-
Total Volume	\$24,635	\$24,720	\$26,025	\$3,757,600
Source	Listings	Listings	Public Records & Listings	Public Records & Listings

## Property Details

New

Source: Listings



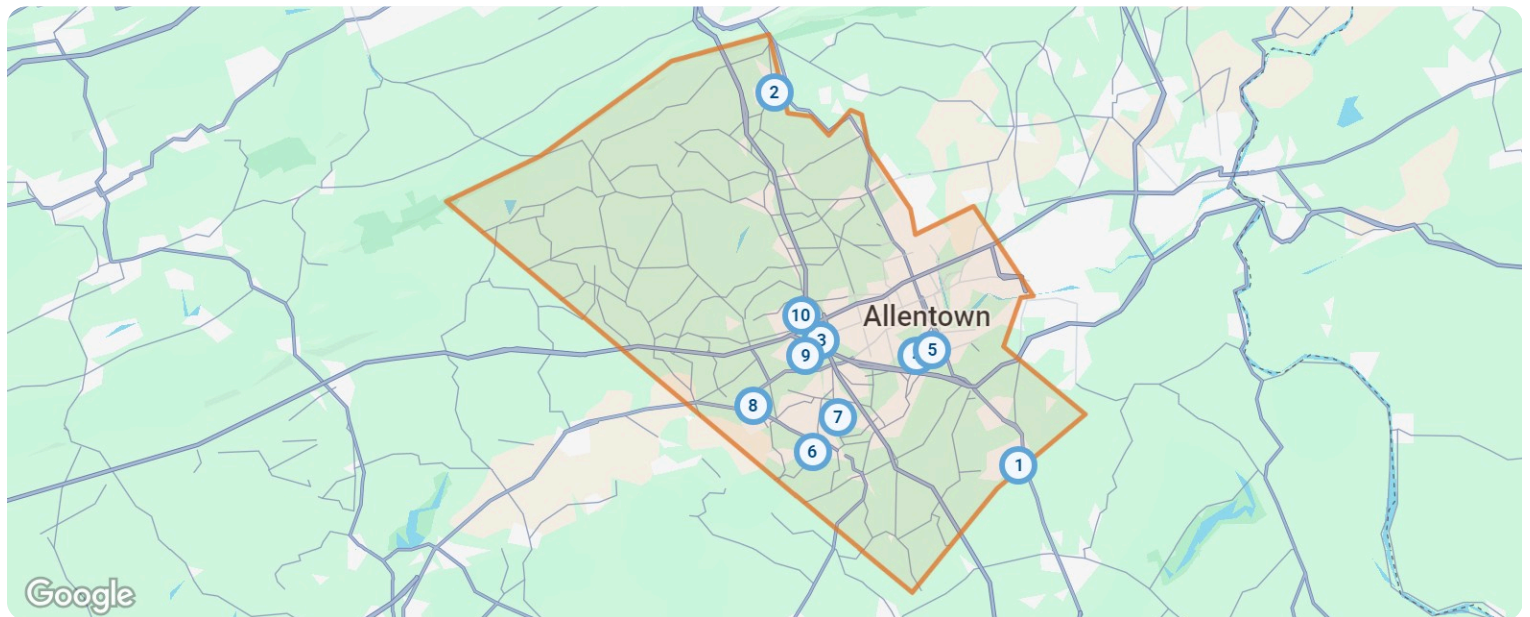
New: 10 properties		Property Type	Beds / Baths	Living Area (sq ft)	Lot Size	Year Built	List Date / Days in RPR	List Price / \$ Per Sq Ft
1	 <p><b>633 3rd Ave</b> Bethlehem, PA 18018 MLS ID: 754187 ● Active / For Lease</p> <p><i>Courtesy of Harvey Z Raad Real Estate</i></p>	Single Family	5/2	1,892	1,503 sq ft	1910	- - days	\$2,200 mo. \$1/sq ft
2	 <p><b>7588 Buttercup Rd</b> Macungie, PA 18062 MLS ID: 750571 ● Active / For Lease</p> <p><i>Courtesy of One Valley Realty LLC</i></p>	Single Family	3/3	2,987	2,540 sq ft	1972	- - days	\$2,100 mo. \$1/sq ft
3	 <p><b>75 Spruce St</b> Bethlehem City, PA 18018 MLS ID: 752925 ● Active / For Lease</p> <p><i>Courtesy of Valley Star Real Estate</i></p>	Single Family	4/2	1,800	1,700 sq ft	1900	- - days	\$2,295 mo. \$1/sq ft
4	 <p><b>716 N Berks St</b> Allentown, PA 18104 MLS ID: 753519 ● Active / For Lease</p> <p><i>Courtesy of Keller Williams Allentown</i></p>	Single Family	4/3	2,578	8,398 sq ft	1957	- - days	\$3,000 mo. \$1/sq ft
5	 <p><b>725 N Berks St</b> Allentown, PA 18104 MLS ID: 754014 ● Active / For Lease</p> <p><i>Courtesy of BetterHomes&amp;GardensRE/Cassidon</i></p>	Single Family	3/2	1,680	9,691 sq ft	1957	- - days	\$2,450 mo. \$1/sq ft

# Lehigh County, Pennsylvania











New: 10 properties		Property Type	Beds / Baths	Living Area (sq ft)	Lot Size	Year Built	List Date / Days in RPR	List Price / \$ Per Sq Ft
6	 <p><b>228 N 39th St</b> Allentown, PA 18104 MLS ID: 754125</p> <p>● Active / For Lease</p> <p><i>Courtesy of Full CircleRealty&amp;PropertyMgmt</i></p>	Single Family	3/2	1,708	8,385 sq ft	1957	- - days	\$2,300 mo. \$1/sq ft
7	 <p><b>1269 Danner Rd</b> Macungie, PA 18062 MLS ID: 754078</p> <p>● Active / For Lease</p> <p><i>Courtesy of Grace Realty Co Inc</i></p>	Single Family	3/3	1,962	1.69 acres	2024	- - days	\$2,495 mo. \$1/sq ft
8	 <p><b>1261 Danner Rd</b> Macungie, PA 18062 MLS ID: 754075</p> <p>● Active / For Lease</p> <p><i>Courtesy of Grace Realty Co Inc</i></p>	Single Family	3/3	1,962	1.69 acres	2024	- - days	\$2,495 mo. \$1/sq ft
9	 <p><b>2272 Rising Hill Rd</b> Whitehall, PA 18052 MLS ID: 754072</p> <p>● Active / For Lease</p> <p><i>Courtesy of Weichert Realtors</i></p>	Single Family	3/3	2,255	1,000 sq ft	2017	- - days	\$2,500 mo. \$1/sq ft
10	 <p><b>269 Redclover Ln</b> Allentown, PA 18104 MLS ID: 753637</p> <p>● Active / For Lease</p> <p><i>Courtesy of RE/MAX Real Estate</i></p>	Single Family	3/3	2,014	&ndash;	2016	- - days	\$2,800 mo. \$1/sq ft

## Pending

Source: Listings



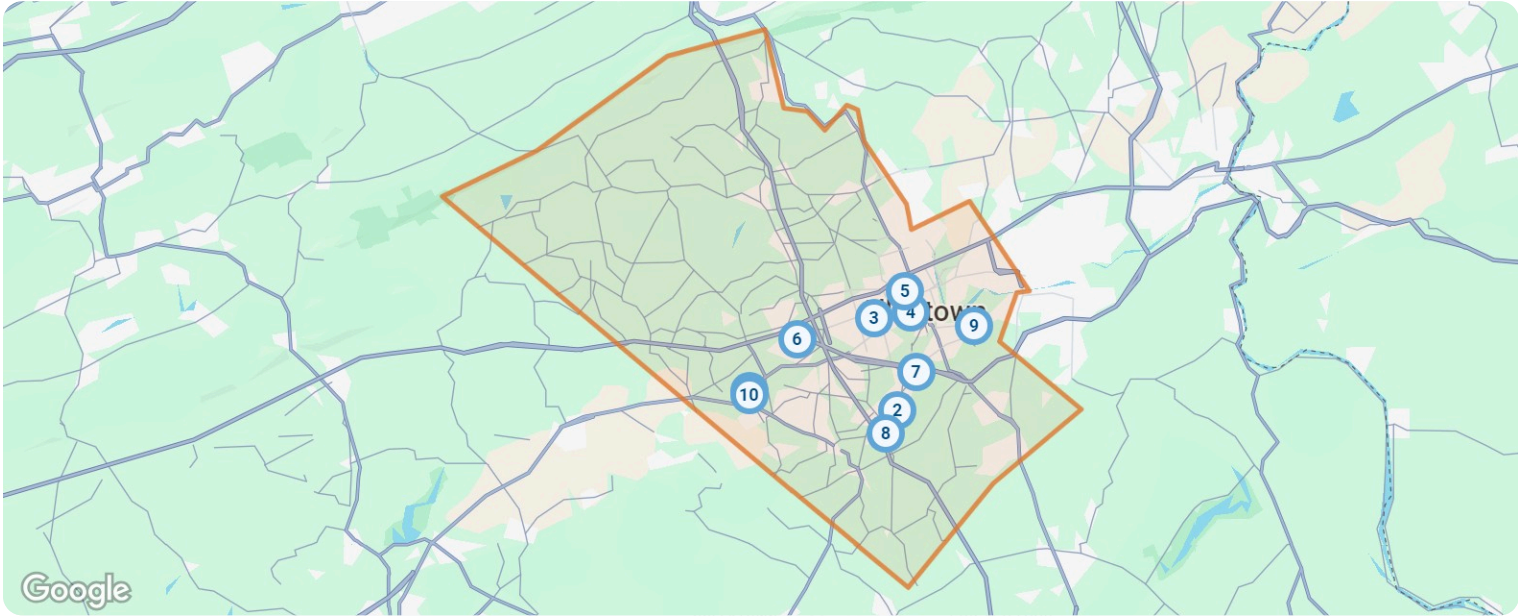
# Lehigh County, Pennsylvania

Pending: 10 properties		Property Type	Beds / Baths	Living Area (sq ft)	Lot Size / Year Built	List Date	List Price / \$ Per Sq Ft	Pending Date / Days in RPR
1	 <p><b>7620 Clayton Ave</b> Coopersburg, PA 18036 MLS ID: PALH2010428 🟡 Pending / For Lease</p> <p><i>Courtesy of Century 21 Keim Realtors</i></p>	Condo/Townhouse/Apt.	3/4	2,040	&ndash; 2023	11/4/2024	\$2,700 mo. \$1/sq ft	3/20/2025 137 days
2	 <p><b>247 S Walnut St</b> Slatington, PA 18080 MLS ID: 751403 🟡 Pending / For Lease</p> <p><i>Courtesy of Preferred Properties Plus</i></p>	Single Family	3/2	1,152	0.41 acres 1885	-	\$1,450 mo. \$1/sq ft	3/19/2025 - days
3	 <p><b>278 Milkweed Dr</b> Allentown, PA 18104 MLS ID: 753074 🟡 Pending / For Lease</p> <p><i>Courtesy of Keller Williams Northampton</i></p>	Single Family	3/3	2,153	2,670 sq ft 2014	-	\$2,650 mo. \$1/sq ft	3/19/2025 - days
4	 <p><b>460 S Jordan St</b> Allentown City, PA 18103 MLS ID: 752982 🟡 Pending / For Lease</p> <p><i>Courtesy of United RealEstate Strive212 LV</i></p>	Single Family	3/3	1,505	2,039 sq ft 2025	-	\$2,500 mo. \$2/sq ft	3/19/2025 - days
5	 <p><b>779 Mohawk St</b> Allentown, PA 18103 MLS ID: 752764 🟡 Pending / For Lease</p> <p><i>Courtesy of Full CircleRealty&amp;PropertyMgmt</i></p>	Single Family	3/2	1,402	1,999 sq ft 1960	-	\$1,975 mo. \$1/sq ft	3/18/2025 - days
6	 <p><b>3735 Knight Dr</b> Macungie, PA 18062 MLS ID: 748754 🟡 Pending / For Lease</p> <p><i>Courtesy of BHHS Fox &amp; Roach Macungie</i></p>	Single Family	3/3	2,030	6,264 sq ft 2005	-	\$2,395 mo. \$1/sq ft	3/18/2025 - days
7	 <p><b>5307 Spring Ridge Dr E</b> Macungie, PA 18062 MLS ID: 753224 🟡 Pending / For Lease</p> <p><i>Courtesy of RE/MAX Real Estate</i></p>	Single Family	3/3	1,909	2,938 sq ft 2013	-	\$2,400 mo. \$1/sq ft	3/17/2025 - days
8	 <p><b>1179 Tudor Dr</b> Breinigsville, PA 18031 MLS ID: 752208 🟡 Pending / For Lease</p> <p><i>Courtesy of Weichert Realtors - Allentown</i></p>	Single Family	3/3	2,588	4,343 sq ft 2016	-	\$2,800 mo. \$1/sq ft	3/10/2025 - days
9	 <p><b>124 Robert Dr</b> Allentown, PA 18104 MLS ID: 753722 🟡 Pending / For Lease</p> <p><i>Courtesy of Preferred Properties Plus</i></p>	Single Family	3/2	2,529	0.39 acres 1973	-	\$3,000 mo. \$1/sq ft	3/16/2025 - days
10	 <p><b>1448 Caspian St</b> Allentown, PA 18104 MLS ID: 753590 🟡 Pending / For Lease</p> <p><i>Courtesy of IronValley RE of Lehigh Valley</i></p>	Single Family	3/3	3,128	4,343 sq ft 2020	-	\$2,850 mo. \$1/sq ft	3/16/2025 - days



## Closed

Source: Public Records and Listings



Closed: 10 properties		Property Type	Beds / Baths	Living Area (sq ft)	Lot Size / Year Built	Closed Date / Days in RPR	Closed Price / \$ Per Sq Ft	List to Sold Price %
1	 <p><b>1011 King Way</b> Breinigsville, PA 18031 MLS ID: 750686 Closed / For Lease</p> <p><i>Courtesy of Coldwell Banker Hearthside</i></p>	Single Family	3/3	2,129	&ndash; 2012	3/15/2025 - days	- \$1/sq ft	-
2	 <p><b>421 Ridge St</b> Emmaus, PA 18049 MLS ID: 753258 Closed / For Lease</p> <p><i>Courtesy of Coldwell Banker Hearthside</i></p>	Single Family	4/2	1,620	6,976 sq ft 1915	3/17/2025 - days	- \$2/sq ft	-
3	 <p><b>2604 W Gordon St</b> Allentown, PA 18104 MLS ID: 752739 Closed / For Lease</p> <p><i>Courtesy of Keller Williams Northampton</i></p>	Single Family	5/3	3,310	10,215 sq ft 1958	3/15/2025 - days	- \$1/sq ft	-
4	 <p><b>1137 W Linden St, #2</b> Allentown, PA 18102 MLS ID: 751424 Closed / For Lease</p> <p><i>Courtesy of BHHS Fox &amp; Roach Bethlehem</i></p>	Single Family	3/3	1,000	2,400 sq ft 1895	3/15/2025 - days	- \$2/sq ft	-
5	 <p><b>1112 W Livingston St</b> Whitehall, PA 18052 MLS ID: 752330 Closed / For Lease</p> <p><i>Courtesy of IronValley RE of Lehigh Valley</i></p>	Single Family	3/2	2,860	7,200 sq ft 1971	3/15/2025 - days	- \$1/sq ft	-

# Lehigh County, Pennsylvania











Closed: 10 properties		Property Type	Beds / Baths	Living Area (sq ft)	Lot Size / Year Built	Closed Date / Days in RPR	Closed Price / \$ Per Sq Ft	List to Sold Price %
6	 <p><b>5869 Winterberry Pl</b> Allentown, PA 18104 MLS ID: 752152</p> <p><span style="background-color: #ffc107;">■</span> Closed / For Lease</p> <p><i>Courtesy of RE/MAX Real Estate</i></p>	Single Family	4/3	2,497	0.37 acres 2004	3/15/2025 - days	- \$1/sq ft	-
7	 <p><b>2732 W Emaus Ave</b> Allentown, PA 18103 MLS ID: PALH2010682</p> <p><span style="background-color: #ffc107;">■</span> Closed / For Lease</p> <p><i>Courtesy of Coldwell Banker Realty</i></p>	Single Family	4/2	2,077	2.07 acres 1875	3/13/2025 79 days	- \$1/sq ft	-
8	 <p><b>1309 Tilghman St</b> Emmaus, PA 18049 MLS ID: 750997</p> <p><span style="background-color: #ffc107;">■</span> Closed / For Lease</p> <p><i>Courtesy of RE/MAX Unlimited Real Estate</i></p>	Single Family	3/3	1,738	3,119 sq ft 2022	3/15/2025 - days	- \$1/sq ft	-
9	 <p><b>1226 Vermont Ave</b> Allentown, PA 18103 MLS ID: 749207</p> <p><span style="background-color: #ffc107;">■</span> Closed / For Lease</p> <p><i>Courtesy of Morganelli Properties LLC</i></p>	Single Family	4/2	2,350	0.43 acres 1945	1/15/2025 - days	- \$1/sq ft	-
10	 <p><b>1082 King Way</b> Breinigsville, PA 18031 MLS ID: 749760</p> <p><span style="background-color: #ffc107;">■</span> Closed / For Lease</p> <p><i>Courtesy of Keller Williams Allentown</i></p>	Single Family	3/3	2,145	2,668 sq ft 2009	3/11/2025 - days	- \$1/sq ft	-

## Distressed

Source: Public Records and Listings



# Lehigh County, Pennsylvania

Distressed: 10 properties		Property Type	Beds / Baths	Living Area (sq ft)	Lot Size / Year Built	List Date / Days in RPR	List Price / \$ Per Sq Ft	Distressed Date / Type
1	 <p><b>1158 Wellington Cir</b> Laurys Station, PA 18059  <span style="color: red;">■</span> Off Market / Public Record</p>	Single Family	4/3	2,032	0.39 acres 1991	- - days	- \$253/sq ft	3/15/2025 Notice of Foreclosure Sale
2	 <p><b>4630 Mill Rd</b> Emmaus, PA 18049  <span style="color: red;">■</span> Off Market / Public Record</p>	Single Family	4/5	4,971	49.34 acres 2006	- - days	- -/sq ft	3/14/2025 Notice of Foreclosure Sale
3	 <p><b>4716 Old Bethlehem Pike</b> Bethlehem, PA 18015  <span style="color: red;">■</span> Off Market / Public Record</p>	Single Family	3/2	1,296	&ndash; 1900	- - days	- \$251/sq ft	3/11/2025 Notice of Foreclosure Sale
4	 <p><b>3426 Colonial Ct</b> Allentown, PA 18104  <span style="color: red;">■</span> Off Market / Public Record</p>	Condo/Townhouse/Apt.	3/3	1,655	3,675 sq ft 1979	- - days	- \$169/sq ft	3/6/2025 Notice of Foreclosure Sale
5	 <p><b>8769 Spinnerstown Rd</b> Coopersburg, PA 18036  <span style="color: red;">■</span> Off Market / Public Record</p>	Single Family	4/3	2,268	2.65 acres 1968	- - days	- \$208/sq ft	3/7/2025 Notice of Foreclosure Sale
6	 <p><b>827 Traylor Dr</b> Allentown, PA 18103  <span style="color: red;">■</span> Closed / Public Record</p>	Single Family	4/4	3,264	0.89 acres 1966	- - days	- \$169/sq ft	3/5/2025 Notice of Foreclosure Sale
7	 <p><b>774 Swallow Tail Ln</b> Breinigsville, PA 18031  <span style="color: red;">■</span> Off Market / Public Record</p>	Single Family	3/3	1,864	&ndash; 2011	- - days	- \$241/sq ft	2/25/2025 Notice of Foreclosure Sale
8	 <p><b>6691 Church Rd</b> Slatington, PA 18080  <span style="color: red;">■</span> Off Market / Public Record</p>	Single Family	4/2	2,716	3.47 acres 1890	- - days	- \$133/sq ft	1/14/2025 Notice of Foreclosure Sale
9	 <p><b>7271 Leh St</b> Coopersburg, PA 18036  <span style="color: red;">■</span> Off Market / Public Record</p>	Single Family	4/3	2,467	7.59 acres 2001	- - days	- \$248/sq ft	12/30/2024 Notice of Foreclosure Sale
10	 <p><b>7375 Lincoln Ct</b> New Tripoli, PA 18066  <span style="color: red;">■</span> Off Market / Public Record</p>	Condo/Townhouse/Apt.	3/3	2,040	2,800 sq ft 2000	- - days	- \$148/sq ft	1/14/2025 Notice of Foreclosure Sale

# Lehigh County, Pennsylvania

## About RPR

- RPR® is the nation's largest property database, exclusively for REALTORS®. It empowers REALTORS® to help buyers and sellers make informed decisions, backed by a real estate database covering more than 160 million residential and commercial properties in the United States.
- RPR is a wholly owned subsidiary of the National Association of REALTORS® and a member benefit to REALTORS®.
- RPR's data sources range from MLSs and county-level tax and assessment offices, to the U.S. Census and FEMA, to specialty data set providers such as Esri (consumer data), Niche (school information) and Precisely (geographic boundaries).

## Learn More

For more information about RPR, please visit RPR's public website: <https://blog.narrpr.com>

