

Northampton County, Pennsylvania



This report outlines the various market conditions current at the time of publishing so you can plan your investment / residential purchase with the most current data available.



Matthew Morrow

The Morrow Wargo Group, Investor, Agent - Founder
Pennsylvania Real Estate License #RS347764

📞 Work (610) 321-3730 | 📱 Mobile (610) 703-6173

📠 (610) 321-3637

✉️ matt@morrowwargo.com

🌐 www.morrowwargo.com



Allentown

4295 W. Tilghman Street
Allentown, PA 18104

*If you are represented by an agent, this is not intended as a solicitation



Spring Market Is Here



Let us help sell your home- Quick, Simple, And Without Hassle!

TIME TO SELL YOUR HOME?

Your Trusted Partners in Real Estate

Residential & Investment Real Estate Agents



REALTY **ONE** GROUP
SUPREME

The Morrow Wargo Group



Team- 484-791-6200
Office- 610-321-3730



admin@morrowwargo.com



www..morrowwargo.com



Scan me for more info!



Northampton County, Pennsylvania

Market Trends

Market Trends for Northampton County, Pennsylvania

Single Family + Condo/Townhouse/Apt.

February 2025

Market Type

**Seller's
Market**

Balanced
Market

Buyer's
Market

Key Details

<p>Months of Inventory</p> <p style="font-size: 24pt; font-weight: bold;">1.16</p> <p style="font-size: 12pt; color: #C00000;">↓ 14.71% MoM</p>	<p>Sold to List Price %</p> <p style="font-size: 24pt; font-weight: bold;">99.2%</p> <p style="font-size: 12pt; color: #C00000;">↓ 0.44% MoM</p>	<p>Median Days in RPR</p> <p style="font-size: 24pt; font-weight: bold;">16</p> <p style="font-size: 12pt; color: #008000;">↑ 33.33% MoM</p>	<p>Median Sold Price</p> <p style="font-size: 24pt; font-weight: bold;">\$350,000</p> <p style="font-size: 12pt; color: #008000;">↑ 12.9% MoM</p>
---	--	--	---

This analysis has not been performed in accordance with the Uniform Standards of Professional Appraisal Practice which requires valuers to act as unbiased, disinterested third parties with impartiality, objectivity and independence and without accommodation of personal interest. It is not to be construed as an appraisal and may not be used as such for any purpose.

Northampton County, Pennsylvania

February 2025 Median Estimated Property Value

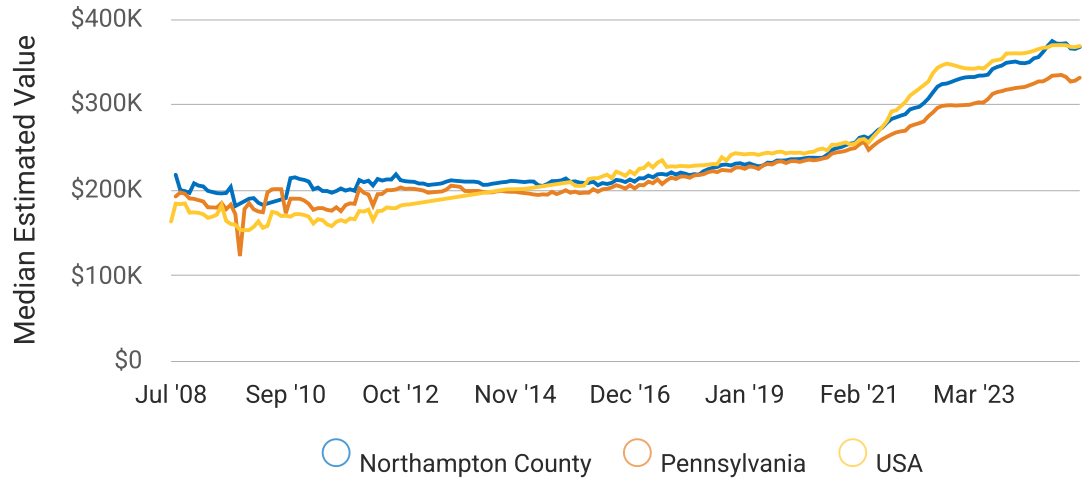
Single Family + Condo/Townhouse/Apt.

This graphic displays property estimates for a market area and a subject property, where one has been selected. Estimated property values are generated by a valuation model and are not formal appraisals.

Source: Public records, and MLS sources where licensed

Update Frequency: Monthly

Median Estimated Value \$367,210	Last Month Change +0.6%	12 Month Change +5.4%
---	--	--



February 2025 Active Listings

Northampton County, Pennsylvania

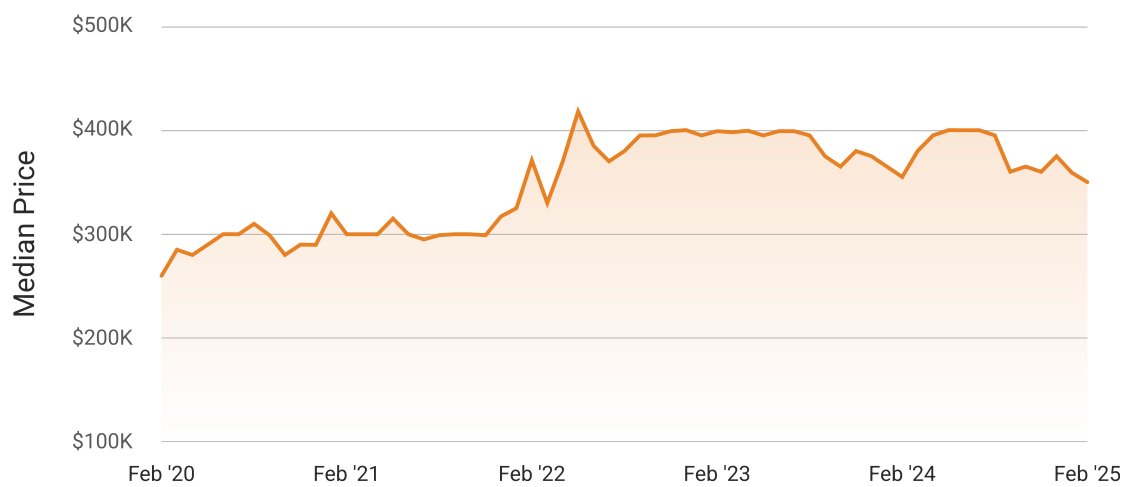
Single Family + Condo/Townhouse/Apt.

This graphic summarizes key statistics for properties that were in an active status on the last day of each month. RPR uses list date and a derived pending date to determine if the listing was active on the last day of the month. An end-of-month snapshot of active listings helps to understand inventory levels, price points and duration on the market.

Source: Listing sources

Update Frequency: Monthly

Median List Price - \$349,950 ↓ 2.5% Month over Month



Northampton County, Pennsylvania

February 2025 Sold Listings

Northampton County, Pennsylvania

Single Family + Condo/Townhouse/Apt.

This graphic summarizes key statistics for properties that sold each month. RPR uses a derived sold date to determine when a property moved into a sold status within the given month.

These statistics are important for understanding the price points on sold properties as well as the difference between the list price and sold price, which reveals whether buyers are paying over or under the asking price.

Source: Listing sources

Update Frequency: Monthly

Median Sold Price - \$350,000

↑ 12.9% Month over Month



Market Snapshot

Value and Price Changes

	Current	Last Month	Last 3 Months	Last 12 Months	Last 24 Months	Last 36 Months
Median Est. Property Value <small>Last Updated: 2/28/2025</small>	\$367,210 0%	\$365,040 +0.59%	\$371,610 -1.18%	\$348,340 +5.42%	\$332,160 +10.55%	\$296,080 +24.02%
Median Sold Price <small>Last Updated: 2/28/2025</small>	\$312,500 0%	\$300,000 +4.17%	\$315,000 -0.79%	\$300,000 +4.17%	\$276,900 +12.86%	\$250,000 +25%
Median List Price <small>Last Updated: 2/28/2025</small>	\$349,950 0%	\$359,000 -2.52%	\$359,900 -2.76%	\$355,000 -1.42%	\$399,000 -12.29%	\$370,950 -5.66%

About this Data: Because some brokerages may choose not to include their MLS listing content within the RPR platform, the analysis contained in this report may not have been created using all the available listing data within this geographical market. Median estimated property values are generated by a valuation model and are not formal appraisals. Valuations are based on public records and MLS data where licensed. The Metrics displayed here reflect **All Residential Single Family, Condo, Townhouse and Apartment properties** data.

Northampton County, Pennsylvania

Market Activity

Market Filters Selected

Sort Order: Recently updated

Maximum Properties Per Change Type: 90

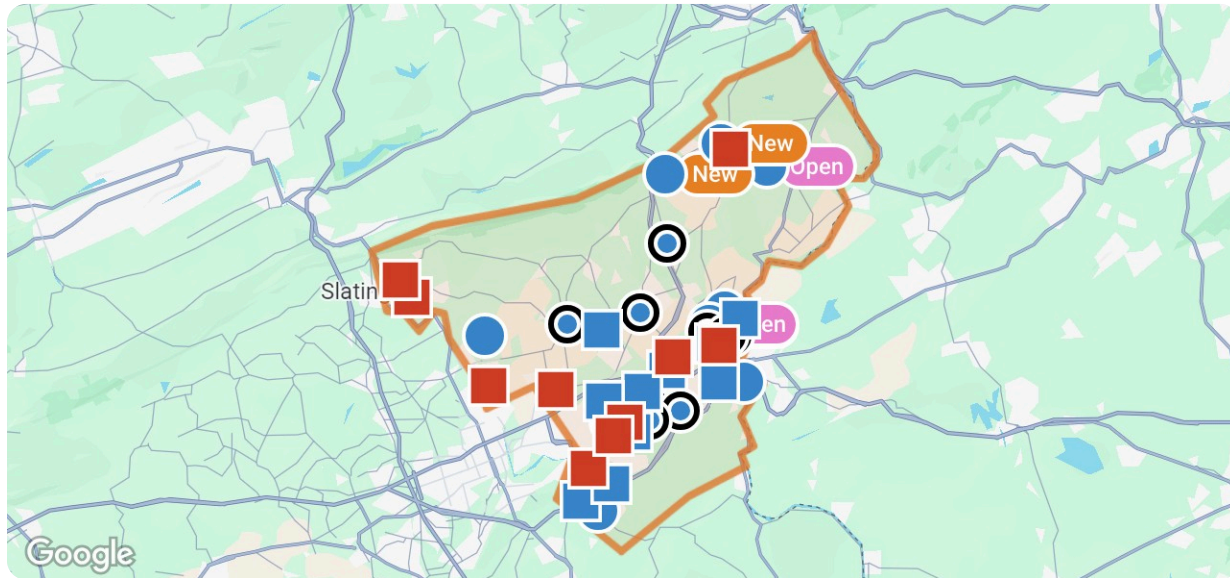
Change Types: New Listings, Pending, Closed, Distressed

Property Types: Single Family, Condo/Townhouse/Apt, CoOp

Property Features: Sale Price: Any, Lease Price: Any, Beds: 3+, Baths: 2+, Living Area: Any, Lot Size (acre): Any, Year Built: Any

Summary

For Sale Activity in the Last 3 Months



Legend

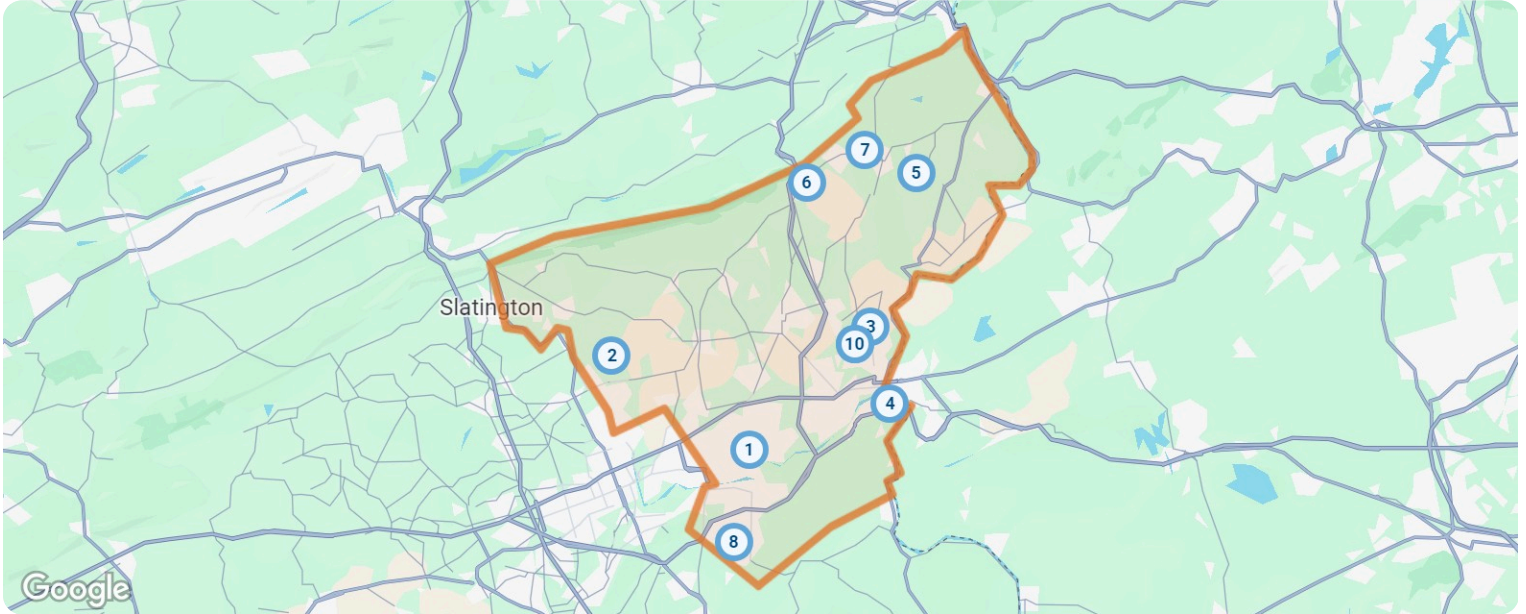
- For Sale
- For Sale Pending
- Recently Closed
- Distressed

	New	Pending	Closed	Distressed
Number of Properties	10	10	10	10
Lowest Listing Price / Est.Value	\$212,000	\$245,000	\$215,000	\$217,140
Median Listing Price / Est.Value	\$472,400	\$424,950	\$377,850	\$459,145
Highest Listing Price / Est.Value	\$895,000	\$669,000	\$695,000	\$832,890
Average Price / sqft	\$221	\$227	\$186	\$222
Median Price / sqft	\$238	\$228	\$195	\$231
Average Days in RPR	7	1	19	-
Median Days in RPR	-	-	-	-
Total Volume	\$5,186,600	\$4,363,600	\$4,068,200	\$4,933,290
Source	Listings	Listings	Public Records & Listings	Public Records & Listings

Property Details

New

Source: Listings



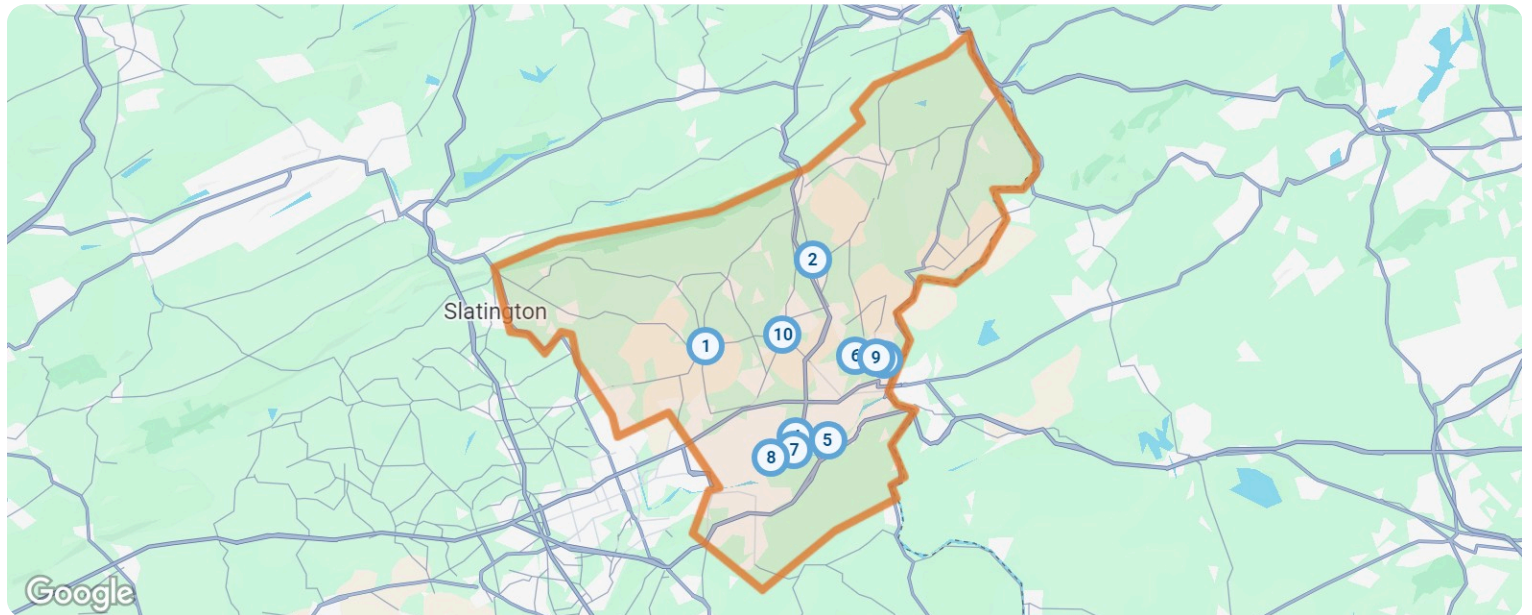
New: 10 properties		Property Type	Beds / Baths	Living Area (sq ft)	Lot Size	Year Built	List Date / Days in RPR	List Price / \$ Per Sq Ft
1	 <p>227 5th St Easton, PA 18042 MLS ID: 753985 ● Active / For Sale</p> <p><i>Listing Courtesy of Valor Realty</i></p>	Single Family	4/2	1,796	4,800 sq ft	1950	- - days	\$212,000 \$118/sq ft
2	 <p>133 Parker Ave Easton, PA 18042 MLS ID: PANH2007424 ● Active / For Sale</p> <p><i>Listing Courtesy of Redfin Corporation</i></p>	Single Family	7/3	4,571	0.36 acres	1900	3/21/2025 - days	\$895,000 \$196/sq ft
3	 <p>3501 Spruce Dr Northampton, PA 18067 MLS ID: 753953 ● Active / For Sale</p> <p><i>Listing Courtesy of BHHS Fox & Roach Bethlehem</i></p>	Single Family	3/2	2,021	3.53 acres	2003	- - days	\$550,000 \$272/sq ft
4	 <p>3882 Timothy Ln Bethlehem, PA 18020 MLS ID: 754143 ● Active / For Sale</p> <p><i>Listing Courtesy of BHHS Paul Ford Easton</i></p>	Single Family	3/2	1,360	0.28 acres	1986	- - days	\$350,000 \$257/sq ft
5	 <p>354 E Prospect St Nazareth, PA 18064 MLS ID: PANH2007052 ● Active / For Sale</p> <p><i>Listing Courtesy of Wesley Works Real Estate</i></p>	Single Family	4/3	2,048	9,381 sq ft	1940	1/16/2025 64 days	\$474,900 \$232/sq ft

Northampton County, Pennsylvania











New: 10 properties		Property Type	Beds / Baths	Living Area (sq ft)	Lot Size	Year Built	List Date / Days in RPR	List Price / \$ Per Sq Ft
6	 <p>144 Washington St Bath, PA 18014 MLS ID: 754060 ● Active / For Sale</p> <p><i>Listing Courtesy of Smart Way America Realty</i></p>	Single Family	3/3	1,470	3,625 sq ft	2003	- - days	\$360,000 \$245/sq ft
7	 <p>45 Woodshire Dr Easton, PA 18042 MLS ID: PANH2007438 ● Active / For Sale</p> <p><i>Listing Courtesy of LeCompte Realty</i></p>	Single Family	5/4	4,534	1.24 acres	1991	3/14/2025 7 days	\$895,000 \$197/sq ft
8	 <p>5 Kensington Cir Northampton, PA 18067 MLS ID: 754083 ● Active / For Sale</p> <p><i>Listing Courtesy of RE/MAX Unlimited Real Estate</i></p>	Single Family	3/4	2,338	0.59 acres	1982	- - days	\$429,900 \$184/sq ft
9	 <p>2737 Keystone St Bethlehem, PA 18020 MLS ID: 754164 ● Active / For Sale</p> <p><i>Listing Courtesy of Grace Realty Co Inc</i></p>	Single Family	4/3	2,121	10,010 sq ft	2025	- - days	\$549,900 \$259/sq ft
10	 <p>1272 Richmond Rd Bangor, PA 18013 MLS ID: PANH2007478 ● Active / For Sale</p> <p><i>Listing Courtesy of BHHS Fox & Roach-Allentown</i></p>	Single Family	4/2	1,898	1.62 acres	1974	3/19/2025 2 days	\$469,900 \$248/sq ft

Pending

Source: Listings



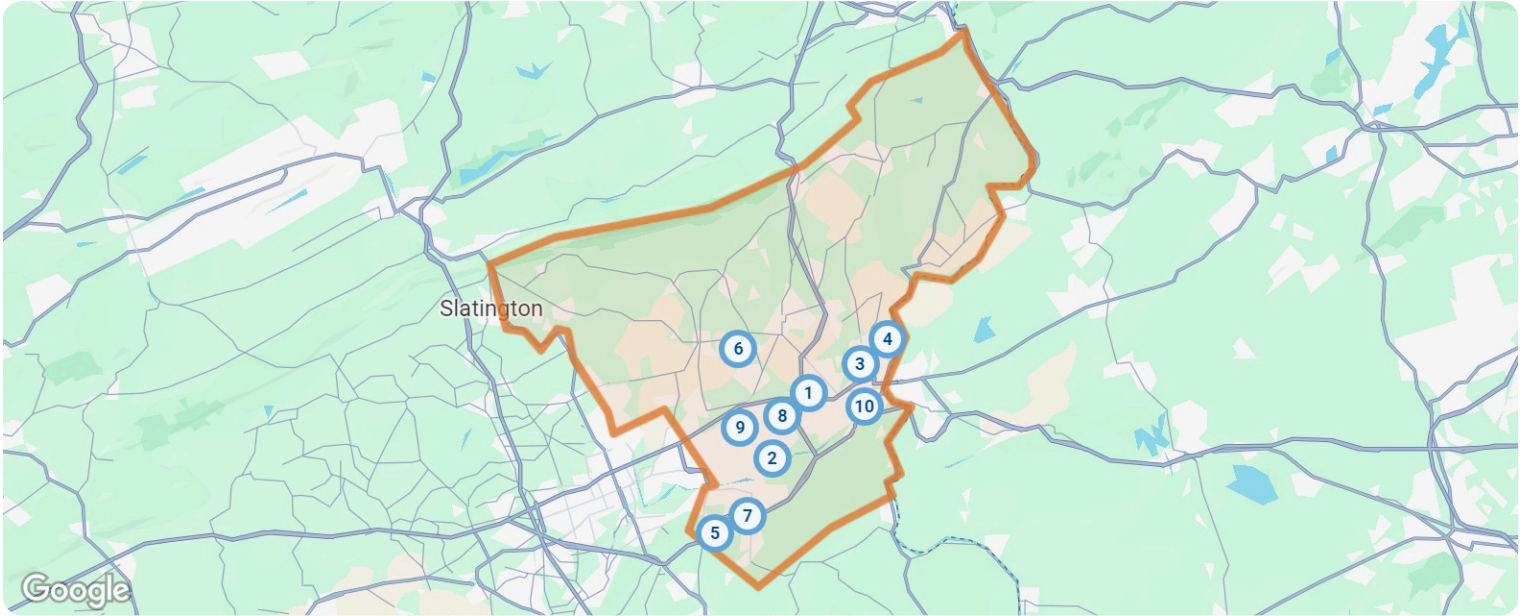
Northampton County, Pennsylvania

Pending: 10 properties		Property Type	Beds / Baths	Living Area (sq ft)	Lot Size / Year Built	List Date	List Price / \$ Per Sq Ft	Pending Date / Days in RPR
1	 <p>2924 Delps Rd Danielsville, PA 18038 MLS ID: 754031 🕒 Pending / For Sale</p> <p><i>Listing Courtesy of Keller Williams Allentown</i></p>	Single Family	3/3	1,454	1.37 acres 1969	–	\$455,000 \$313/sq ft	3/20/2025 – days
2	 <p>518 Fulmer Rd Nazareth, PA 18064 MLS ID: 754028 🕒 Pending / For Sale</p> <p><i>Listing Courtesy of BHHS - Choice Properties</i></p>	Single Family	3/2	1,604	0.6 acres 1930	–	\$245,000 \$153/sq ft	3/20/2025 – days
3	 <p>1865 Hoops Ln Easton, PA 18040 MLS ID: PANH2007444 🕒 Pending / For Sale</p> <p><i>Listing Courtesy of Keller Williams Real Estate - Allentown</i></p>	Single Family	4/3	3,275	0.27 acres 1998	3/16/2025	\$535,000 \$163/sq ft	3/20/2025 5 days
4	 <p>3821 Southwood Dr Easton, PA 18045 MLS ID: 753966 🕒 Pending / For Sale</p> <p><i>Listing Courtesy of Weichert Realtors</i></p>	Single Family	3/2	1,603	0.29 acres 1964	–	\$395,000 \$246/sq ft	3/20/2025 – days
5	 <p>329 E Ettwein St Bethlehem, PA 18018 MLS ID: 751778 🕒 Pending / For Sale</p> <p><i>Listing Courtesy of Equity MidAtlantic Real Estate</i></p>	Single Family	3/2	1,019	5,000 sq ft 1945	–	\$289,900 \$284/sq ft	2/11/2025 – days
6	 <p>1714 8th St Bethlehem, PA 18020 MLS ID: 754105 🕒 Pending / For Sale</p> <p><i>Listing Courtesy of Coldwell Banker Heritage R E</i></p>	Single Family	5/2	2,175	0.35 acres 1947	–	\$394,900 \$182/sq ft	3/19/2025 – days
7	 <p>1629 Arrowwood Dr Easton, PA 18040 MLS ID: 751622 🕒 Pending / For Sale</p> <p><i>Listing Courtesy of Keller Williams Northampton</i></p>	Single Family	4/3	2,619	0.42 acres 1991	–	\$529,900 \$202/sq ft	3/18/2025 – days
8	 <p>4806 Rafi Rd Easton, PA 18045 MLS ID: 753998 🕒 Pending / For Sale</p> <p><i>Listing Courtesy of BHHS Fox & Roach Easton</i></p>	Single Family	4/4	2,705	7,198 sq ft 2019	–	\$669,000 \$247/sq ft	3/19/2025 – days
9	 <p>1195 Cornwallis Dr Easton, PA 18040 MLS ID: 752596 🕒 Pending / For Sale</p> <p><i>Listing Courtesy of Keller Williams Northampton</i></p>	Single Family	3/2	2,024	0.38 acres 2010	–	\$425,000 \$210/sq ft	3/18/2025 – days
10	 <p>1816 Blush Dr Easton, PA 18045 MLS ID: 753268 🕒 Pending / For Sale</p> <p><i>Listing Courtesy of BHHS Fox & Roach Bethlehem</i></p>	Single Family	3/3	1,595	7,370 sq ft 1998	–	\$424,900 \$266/sq ft	3/12/2025 – days

Northampton County, Pennsylvania

Closed

Source: Public Records and Listings



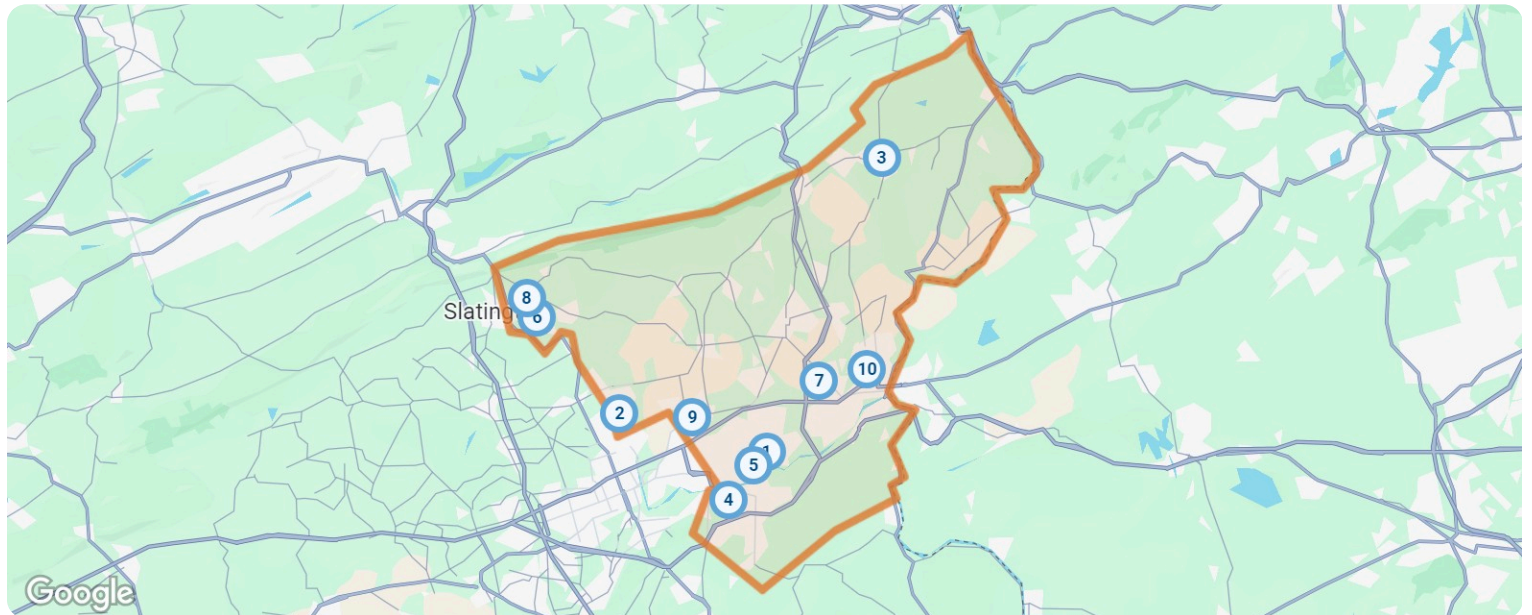
Closed: 10 properties		Property Type	Beds / Baths	Living Area (sq ft)	Lot Size / Year Built	Closed Date / Days in RPR	Closed Price / \$ Per Sq Ft	List to Sold Price %
1	 <p>1111 Spring Garden St Bethlehem, PA 18017 MLS ID: PANH2007358 Closed / For Sale</p> <p><i>Courtesy of Keller Williams Real Estate - Bethlehem</i></p>	Single Family	4/4	1,560	0.42 acres 1928	3/20/2025 23 days	\$350,000 \$224/sq ft	↑ 0.03%
2	 <p>3553 Seemsville Rd Northampton, PA 18067 MLS ID: 748461 Closed / For Sale</p> <p><i>Courtesy of RE/MAX Central - Center Valley</i></p>	Single Family	4/3	2,484	1.53 acres 1991	3/20/2025 - days	\$475,000 \$191/sq ft	-
3	 <p>25 S 16th St Easton, PA 18042 MLS ID: 751064 Closed / For Sale</p> <p><i>Courtesy of RE/MAX Real Estate</i></p>	Single Family	4/2	1,611	3,120 sq ft 1924	3/7/2025 - days	\$321,000 \$199/sq ft	↓ 1.23%
4	 <p>1737 3rd St Bethlehem, PA 18020 MLS ID: 751404 Closed / For Sale</p> <p><i>Courtesy of Ignite Realty Group</i></p>	Single Family	3/2	1,904	10,767 sq ft 1949	3/7/2025 - days	\$400,000 \$210/sq ft	↑ 2.56%
5	 <p>2268 Easton Rd Bethlehem, PA 18015 MLS ID: 747953 Closed / For Sale</p> <p><i>Courtesy of Home Team Real Estate</i></p>	Single Family	4/2	2,158	0.25 acres 1950	3/6/2025 - days	\$373,700 \$173/sq ft	↓ 0.32%

Northampton County, Pennsylvania











Closed: 10 properties		Property Type	Beds / Baths	Living Area (sq ft)	Lot Size / Year Built	Closed Date / Days in RPR	Closed Price / \$ Per Sq Ft	List to Sold Price %
6	 <p>1650 Finches Garden Rd Bethlehem, PA 18015 MLS ID: PANH2006732 Closed / For Sale</p> <p><i>Courtesy of Grace Realty Company Inc</i></p>	Condo/Townhouse/Apt.	3/3	2,059	– 2012	3/5/2025 132 days	\$382,000 \$186/sq ft	↓ 2.03%
7	 <p>334 Market St Bangor, PA 18013 MLS ID: 751407 Closed / For Sale</p> <p><i>Courtesy of Iron Valley Real Estate Pocono</i></p>	Single Family	5/2	3,557	7,000 sq ft 1880	3/7/2025 - days	\$215,000 \$60/sq ft	↓ 14%
8	 <p>104 Walnut St Freemansburg, PA 18017 MLS ID: 751421 Closed / For Sale</p> <p><i>Courtesy of Nic Zawarski and Sons REALTORS</i></p>	Single Family	3/3	1,408	2,200 sq ft 2012	3/7/2025 - days	\$300,000 \$213/sq ft	↑ 0.67%
9	 <p>1611 Woodfield Dr Bethlehem, PA 18015 MLS ID: PANH2007250 Closed / For Sale</p> <p><i>Courtesy of Coldwell Banker Heritage Real Estate</i></p>	Single Family	6/4	3,153	0.81 acres 2004	3/4/2025 30 days	\$695,000 \$220/sq ft	-
10	 <p>4714 Concord Cir Easton, PA 18045 MLS ID: 752217 Closed / For Sale</p> <p><i>Courtesy of Home Team Real Estate</i></p>	Single Family	4/3	3,056	10,080 sq ft 1994	3/20/2025 - days	\$556,500 \$182/sq ft	↓ 2.35%

Distressed

Source: Public Records and Listings



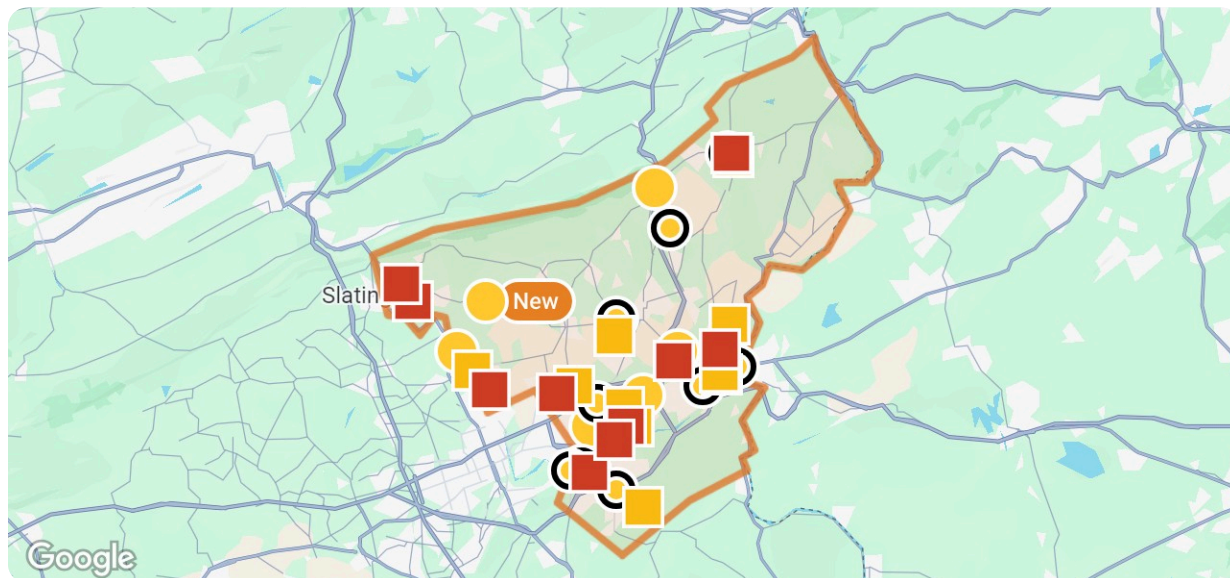
Northampton County, Pennsylvania

Distressed: 10 properties		Property Type	Beds / Baths	Living Area (sq ft)	Lot Size / Year Built	List Date / Days in RPR	List Price / \$ Per Sq Ft	Distressed Date / Type
1	 <p>3908 Donegal Dr Bethlehem, PA 18020 Off Market / Public Record</p>	Single Family	4/3	2,200	10,062 sq ft 2003	– – days	– \$245/sq ft	3/17/2025 Notice of Foreclosure Sale
2	 <p>20 Freds Ct Easton, PA 18042 Off Market / Public Record</p>	Single Family	4/3	2,741	1 acre 1994	– – days	– \$242/sq ft	3/17/2025 Notice of Foreclosure Sale
3	 <p>213 Hunter St Easton, PA 18045 Off Market / Public Record</p>	Single Family	3/3	1,818	0.3 acres 1985	– – days	– \$266/sq ft	3/17/2025 Notice of Foreclosure Sale
4	 <p>1965 Jenkins Dr Easton, PA 18040 Off Market / Public Record</p>	Single Family	3/3	1,476	0.31 acres 1997	– – days	– \$295/sq ft	3/17/2025 Notice of Foreclosure Sale
5	 <p>194 Kemmerer Rd Nazareth, PA 18064 Off Market / Public Record</p>	Single Family	3/3	3,766	5.16 acres 2019	– – days	– \$221/sq ft	3/17/2025 Notice of Foreclosure Sale
6	 <p>10 Raubsville Rd Easton, PA 18042 Off Market / Public Record</p>	Single Family	5/2	2,704	0.3 acres 1900	– – days	– \$80/sq ft	3/17/2025 Notice of Foreclosure Sale
7	 <p>4120 Turner St Bethlehem, PA 18020 Off Market / Public Record</p>	Single Family	4/3	2,627	0.29 acres 1992	– – days	– \$217/sq ft	3/17/2025 Notice of Foreclosure Sale
8	 <p>4390 William Penn Hwy Easton, PA 18045 Off Market / Public Record</p>	Single Family	5/4	1,620	0.32 acres 1961	– – days	– \$246/sq ft	3/17/2025 Notice of Foreclosure Sale
9	 <p>1918 4th St Bethlehem, PA 18020 Off Market / Public Record</p>	Single Family	4/2	1,838	0.32 acres 1900	– – days	– \$196/sq ft	1/31/2025 Notice of Foreclosure Sale
10	 <p>382 E 5th St Northampton, PA 18067 Off Market / Public Record</p>	Single Family	3/3	2,095	6,447 sq ft 2002	– – days	– \$208/sq ft	2/6/2025 Notice of Foreclosure Sale

Northampton County, Pennsylvania

Summary

For Lease Activity in the Last 3 Months

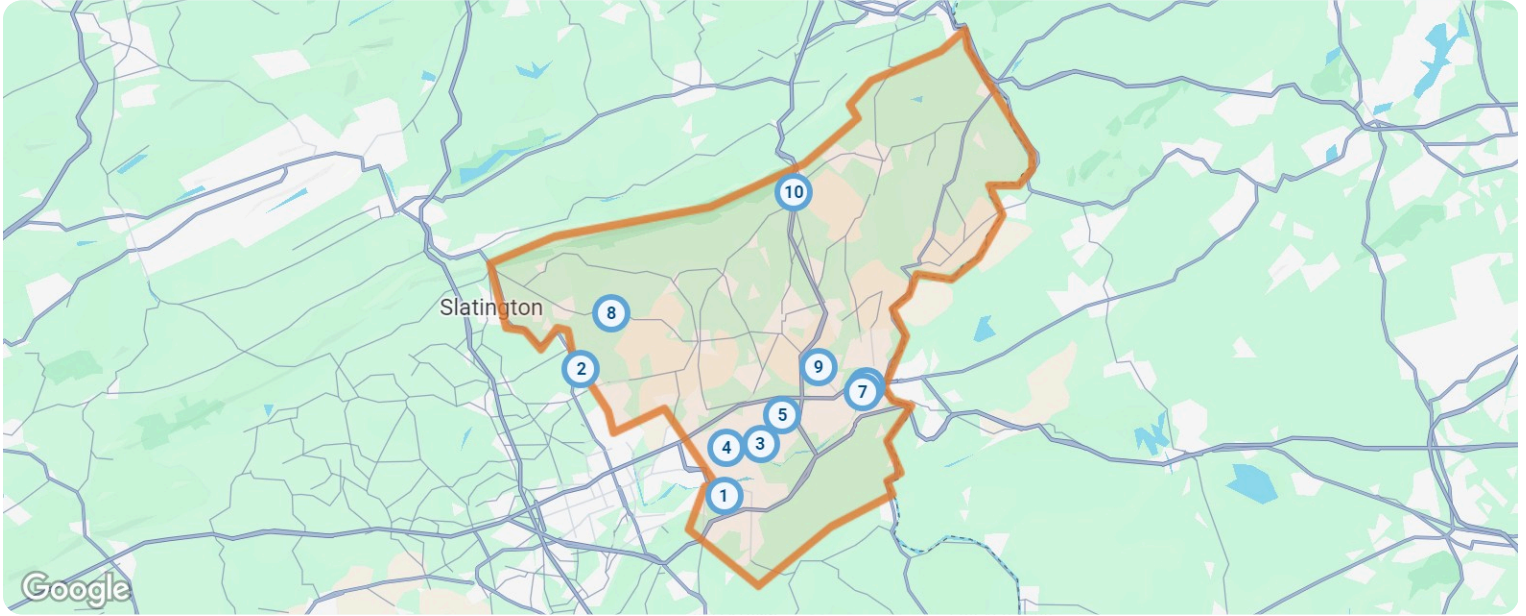


	New	Pending	Closed	Distressed
Number of Properties	10	10	10	10
Lowest Listing Price / Est.Value	\$2,100	\$1,100	\$1,800	\$217,140
Median Listing Price / Est.Value	\$2,473	\$2,225	\$2,300	\$459,145
Highest Listing Price / Est.Value	\$3,350	\$2,500	\$3,200	\$832,890
Average Price / sqft	\$2	\$1	\$1	\$222
Median Price / sqft	\$2	\$1	\$1	\$231
Average Days in RPR	-	-	2	-
Median Days in RPR	-	-	-	-
Total Volume	\$24,790	\$21,095	\$23,933	\$4,933,290
Source	Listings	Listings	Public Records & Listings	Public Records & Listings

Property Details

New

Source: Listings



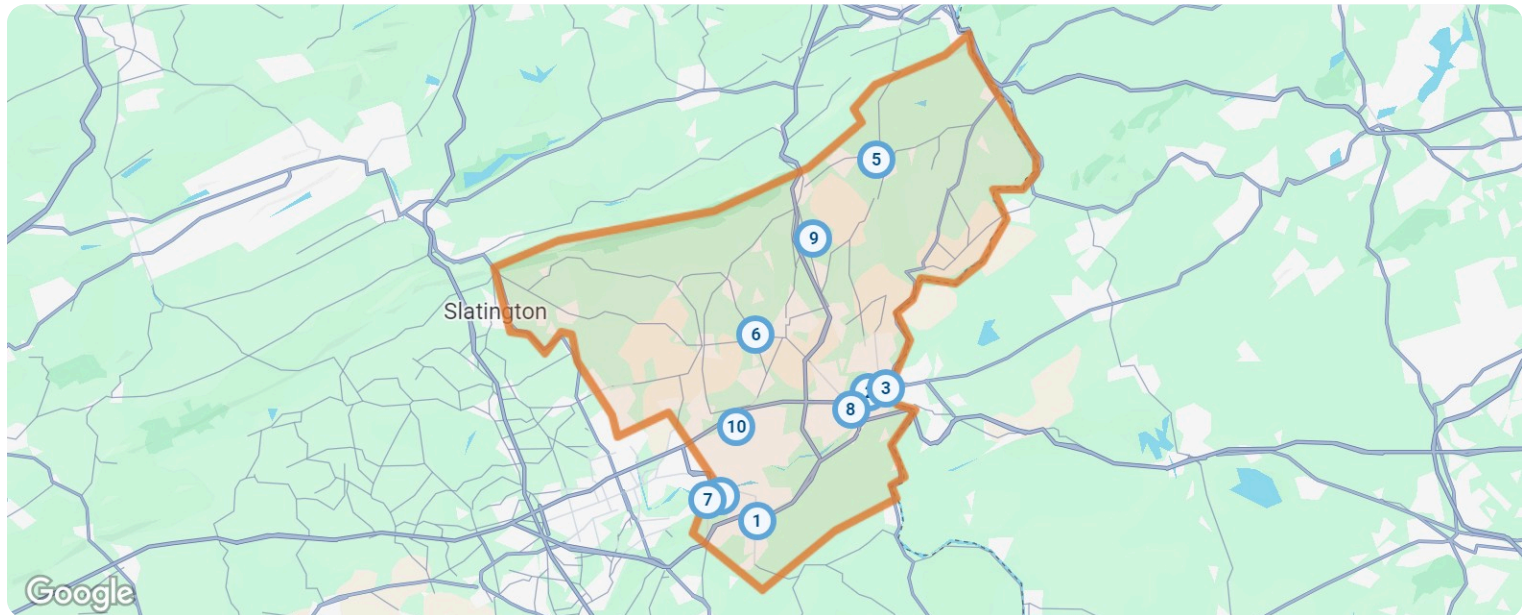
New: 10 properties		Property Type	Beds / Baths	Living Area (sq ft)	Lot Size	Year Built	List Date / Days in RPR	List Price / \$ Per Sq Ft
1	 <p>200 S Kathryn St Easton, PA 18045 MLS ID: 754188</p> <p>● Active / For Lease</p> <p><i>Courtesy of Acre and Estate</i></p>	Single Family	5/3	1,706	0.27 acres	2006	- - days	\$2,600 mo. \$2/sq ft
2	 <p>217 Kichline, Hellertown Borough, PA 18055 MLS ID: 754100</p> <p>● Active / For Lease</p> <p><i>Courtesy of House & Land Real Estate</i></p>	Single Family	3/3	1,600	–	2023	- - days	\$2,495 mo. \$2/sq ft
3	 <p>415 Levee Run Northampton, PA 18067 MLS ID: 754074</p> <p>● Active / For Lease</p> <p><i>Courtesy of Cassidon Property Management</i></p>	Single Family	3/3	1,220	6,063 sq ft	2023	- - days	\$2,495 mo. \$2/sq ft
4	 <p>524 Selfridge St Bethlehem, PA 18015 MLS ID: 753988</p> <p>● Active / For Lease</p> <p><i>Courtesy of EXP Realty LLC</i></p>	Single Family	4/2	1,747	2,800 sq ft	1923	- - days	\$2,500 mo. \$1/sq ft
5	 <p>3331 Walnut St Bethlehem, PA 18020 MLS ID: 754115</p> <p>● Active / For Lease</p> <p><i>Courtesy of Acre and Estate</i></p>	Single Family	3/2	1,856	0.39 acres	1900	- - days	\$3,350 mo. \$2/sq ft

Northampton County, Pennsylvania





















New: 10 properties		Property Type	Beds / Baths	Living Area (sq ft)	Lot Size	Year Built	List Date / Days in RPR	List Price / \$ Per Sq Ft
6	 <p>2633 Madison Ave Bethlehem, PA 18017 MLS ID: 754042 ● Active / For Lease</p> <p><i>Courtesy of Cassidon Property Management</i></p>	Single Family	3/2	1,452	6,272 sq ft	1986	- - days	\$2,200 mo. \$2/sq ft
7	 <p>104 Freedom Ct Bethlehem, PA 18020 MLS ID: 753653 ● Active / For Lease</p> <p><i>Courtesy of Keller Williams Northampton</i></p>	Single Family	3/3	1,508	–	1988	- - days	\$2,450 mo. \$2/sq ft
8	 <p>912 Spring Garden St Easton, PA 18042 MLS ID: 753605 ● Active / For Lease</p> <p><i>Courtesy of Weichert Realtors</i></p>	Single Family	4/2	1,534	1,520 sq ft	1900	- - days	\$2,300 mo. \$1/sq ft
9	 <p>1214 Spruce St Easton, PA 18042 MLS ID: 753811 ● Active / For Lease</p> <p><i>Courtesy of Morganelli Properties LLC</i></p>	Single Family	4/2	1,786	3,125 sq ft	1900	- - days	\$2,300 mo. \$1/sq ft
10	 <p>3470 Rhododendron Dr Northampton, PA 18067 MLS ID: PANH2007474 ● Active / For Lease</p> <p><i>Courtesy of Assist 2 Sell Buyers & Sellers Realty, LLC</i></p>	Single Family	3/2	1,760	24.58 acres	1820	3/18/2025 3 days	\$2,100 mo. \$1/sq ft

Pending

Source: Listings



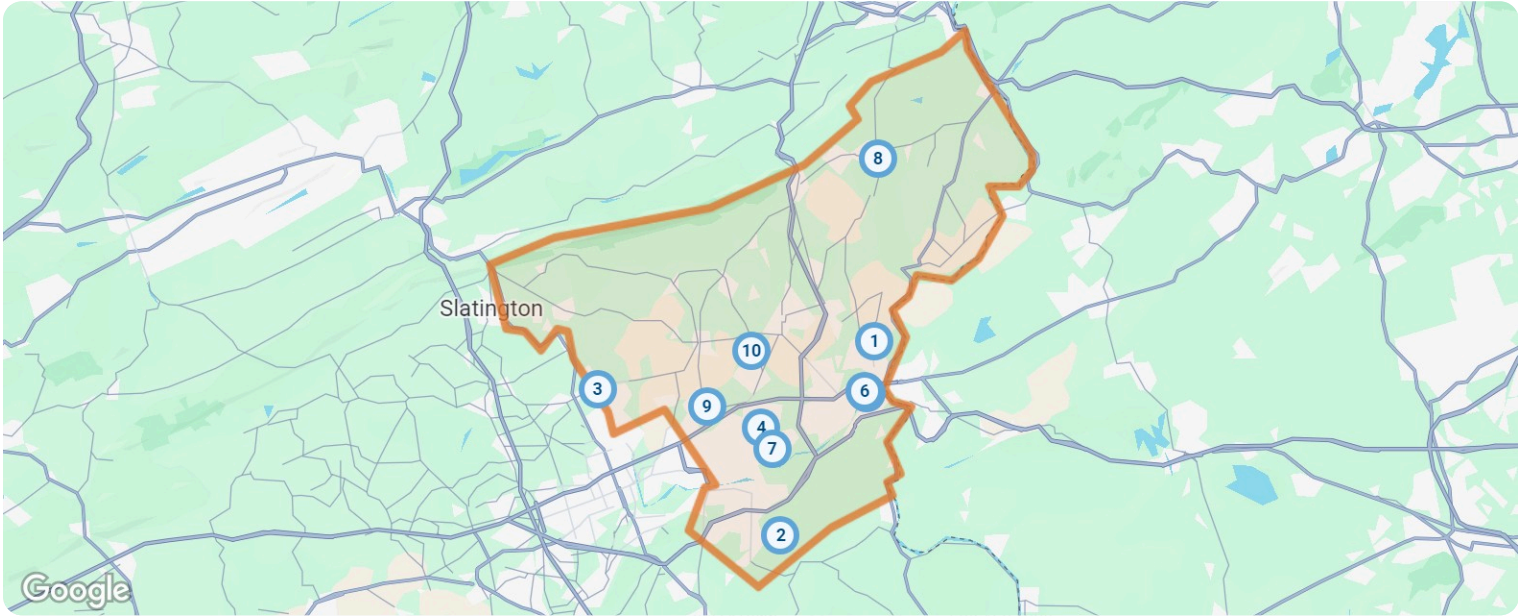
Northampton County, Pennsylvania

Pending: 10 properties		Property Type	Beds / Baths	Living Area (sq ft)	Lot Size / Year Built	List Date	List Price / \$ Per Sq Ft	Pending Date / Days in RPR
1	 1140 Meadow Lark Way Bethlehem, PA 18015 MLS ID: 752481  Pending / For Lease <i>Courtesy of BHHS Fox & Roach Bethlehem</i>	Single Family	3/2	1,582	– 2014	–	\$2,150 mo. \$1/sq ft	3/20/2025 – days
2	 1540 Burkhardt St Hellertown, PA 18055 MLS ID: 753787  Pending / For Lease <i>Courtesy of BHHS Fox & Roach Bethlehem</i>	Single Family	4/2	2,064	7,800 sq ft 1957	–	\$2,300 mo. \$1/sq ft	3/19/2025 – days
3	 1031 Northampton St Easton, PA 18042 MLS ID: 752100  Pending / For Lease <i>Courtesy of Light House Realty LV LLC</i>	Single Family	3/2	1,285	3,525 sq ft 1900	–	\$1,795 mo. \$1/sq ft	3/18/2025 – days
4	 119 N 2nd St Easton, PA 18042 MLS ID: 753067  Pending / For Lease <i>Courtesy of BHHS Paul Ford Easton</i>	Single Family	4/6	3,512	4,508 sq ft 1900	–	\$1,100 mo. –/sq ft	3/7/2025 – days
5	 118 E 4th St Bethlehem, PA 18015 MLS ID: 751446  Pending / For Lease <i>Courtesy of Acre and Estate Slate Belt</i>	Single Family	6/2	1,990	4,295 sq ft 1900	–	\$2,500 mo. \$1/sq ft	3/12/2025 – days
6	 160 N 9th St Bangor, PA 18013 MLS ID: 750468  Pending / For Lease <i>Courtesy of Parkhill Realty</i>	Single Family	3/3	1,854	10,148 sq ft 2006	–	\$2,350 mo. \$1/sq ft	3/7/2025 – days
7	 2834 Bath Pike Nazareth, PA 18064 MLS ID: 751839  Pending / For Lease <i>Courtesy of Acre and Estate</i>	Single Family	4/2	1,235	0.36 acres 1951	–	\$2,500 mo. \$2/sq ft	2/4/2025 – days
8	 743 Cherokee St Bethlehem, PA 18015 MLS ID: 752135  Pending / For Lease <i>Courtesy of Realty One Group Supreme</i>	Single Family	3/2	1,248	2,000 sq ft 1900	–	\$2,000 mo. \$2/sq ft	2/19/2025 – days
9	 2422 Freemansburg Ave Easton, PA 18042 MLS ID: 750984  Pending / For Lease <i>Courtesy of Century 21 Ramos Realty</i>	Single Family	3/2	1,152	1,152 sq ft 1900	–	\$2,000 mo. \$2/sq ft	2/9/2025 – days
10	 581 Getz Rd Pen Argyl, PA 18072 MLS ID: 748098  Pending / For Lease <i>Courtesy of Great American Real Estate Co</i>	Single Family	3/2	3,240	2.1 acres 1980	–	\$2,400 mo. \$1/sq ft	1/13/2025 – days

Northampton County, Pennsylvania

Closed

Source: Public Records and Listings



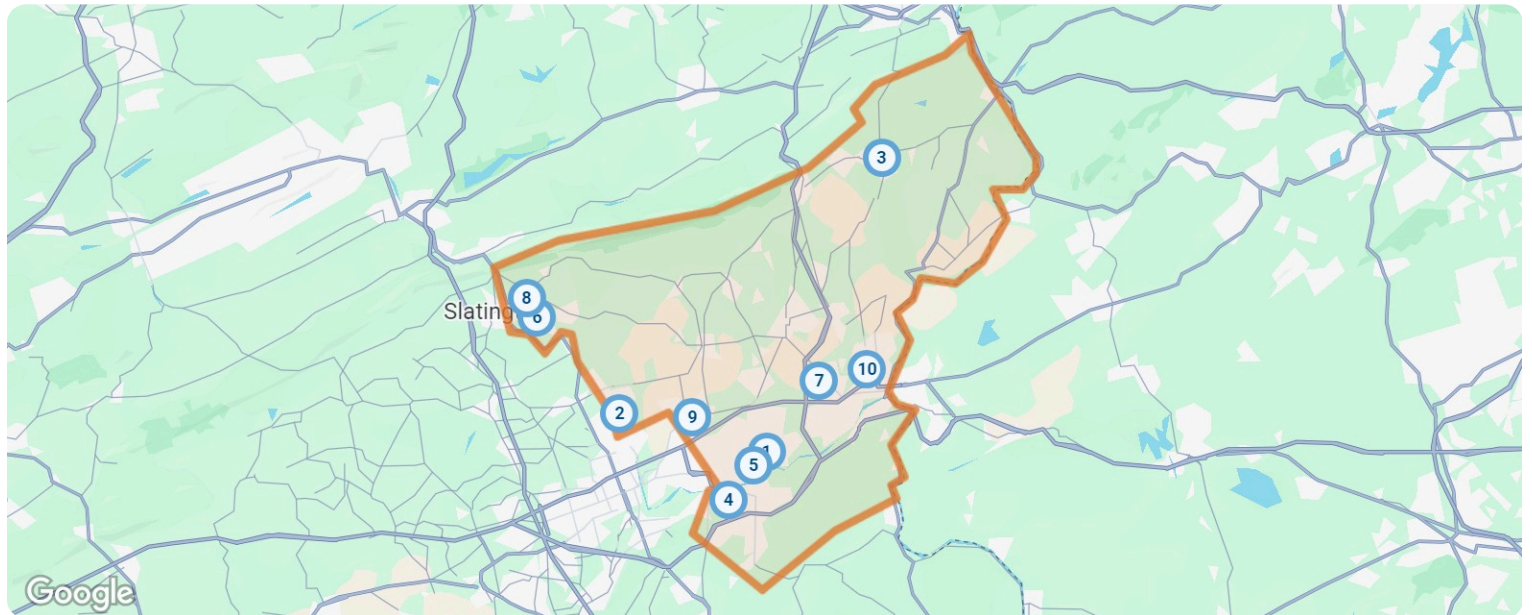
Closed: 10 properties		Property Type	Beds / Baths	Living Area (sq ft)	Lot Size / Year Built	Closed Date / Days in RPR	Closed Price / \$ Per Sq Ft	List to Sold Price %
1	 <p>2635 Upper Way Easton, PA 18040 MLS ID: 752573 Closed / For Lease</p> <p><i>Courtesy of Weichert Realtors</i></p>	Single Family	3/3	1,964	3,120 sq ft 2000	3/19/2025 - days	- \$1/sq ft	-
2	 <p>2289 Silver Creek Rd Hellertown, PA 18055 MLS ID: 750038 Closed / For Lease</p> <p><i>Courtesy of Paranee Properties</i></p>	Single Family	4/2	1,814	23.89 acres 1961	3/16/2025 - days	- \$2/sq ft	-
3	 <p>2006 Washington Ave Northampton, PA 18067 MLS ID: 748272 Closed / For Lease</p> <p><i>Courtesy of Spectrum Real Estate Inc</i></p>	Single Family	3/2	1,150	6,011 sq ft 1900	2/28/2025 - days	- \$2/sq ft	-
4	 <p>3410 Shelton Ave Bethlehem, PA 18020 MLS ID: 750730 Closed / For Lease</p> <p><i>Courtesy of Keller Williams Allentown</i></p>	Single Family	3/2	2,134	10,400 sq ft 1986	3/15/2025 - days	- \$1/sq ft	-
5	 <p>221 S 10th St Easton, PA 18042 MLS ID: 745468 Closed / For Lease</p> <p><i>Courtesy of Coldwell Banker Heritage R E</i></p>	Single Family	4/2	2,376	1,936 sq ft 1900	12/23/2024 - days	- \$1/sq ft	-

Northampton County, Pennsylvania











Closed: 10 properties		Property Type	Beds / Baths	Living Area (sq ft)	Lot Size / Year Built	Closed Date / Days in RPR	Closed Price / \$ Per Sq Ft	List to Sold Price %
6	 <p>21 S 11th St Easton, PA 18042 MLS ID: 750614 Closed / For Lease</p> <p><i>Courtesy of Morganelli Properties LLC</i></p>	Single Family	3/2	1,302	1,224 sq ft / 1900	3/1/2025 / - days	- / \$2/sq ft	-
7	 <p>1905 14th St Bethlehem, PA 18020 MLS ID: 750226 Closed / For Lease</p> <p><i>Courtesy of Keller Williams Northampton</i></p>	Single Family	4/2	1,906	0.33 acres / 1930	1/21/2025 / - days	- / \$1/sq ft	-
8	 <p>63 N 5th St Bangor, PA 18013 MLS ID: PM-121998 Closed / For Lease</p> <p><i>Courtesy of Keller Williams Real Estate - Stroudsburg</i></p>	Single Family	4/2	1,656	7,840 sq ft / 1875	3/1/2025 / 17 days	- / \$1/sq ft	-
9	 <p>4688 Bath Pike Bethlehem, PA 18017 MLS ID: 750102 Closed / For Lease</p> <p><i>Courtesy of Home Team Real Estate</i></p>	Single Family	3/2	2,327	1.19 acres / 1950	1/8/2025 / - days	- / \$1/sq ft	-
10	 <p>4342 Beech Dr Nazareth, PA 18064 MLS ID: 751521 Closed / For Lease</p> <p><i>Courtesy of Century 21 Pinnacle</i></p>	Single Family	3/4	2,984	3,750 sq ft / 2022	2/17/2025 / - days	- / \$1/sq ft	-

Distressed

Source: Public Records and Listings



Northampton County, Pennsylvania

Distressed: 10 properties		Property Type	Beds / Baths	Living Area (sq ft)	Lot Size / Year Built	List Date / Days in RPR	List Price / \$ Per Sq Ft	Distressed Date / Type
1	 <p>3908 Donegal Dr Bethlehem, PA 18020 Off Market / Public Record</p>	Single Family	4/3	2,200	10,062 sq ft 2003	– – days	– \$245/sq ft	3/17/2025 Notice of Foreclosure Sale
2	 <p>20 Freds Ct Easton, PA 18042 Off Market / Public Record</p>	Single Family	4/3	2,741	1 acre 1994	– – days	– \$242/sq ft	3/17/2025 Notice of Foreclosure Sale
3	 <p>213 Hunter St Easton, PA 18045 Off Market / Public Record</p>	Single Family	3/3	1,818	0.3 acres 1985	– – days	– \$266/sq ft	3/17/2025 Notice of Foreclosure Sale
4	 <p>1965 Jenkins Dr Easton, PA 18040 Off Market / Public Record</p>	Single Family	3/3	1,476	0.31 acres 1997	– – days	– \$295/sq ft	3/17/2025 Notice of Foreclosure Sale
5	 <p>194 Kemmerer Rd Nazareth, PA 18064 Off Market / Public Record</p>	Single Family	3/3	3,766	5.16 acres 2019	– – days	– \$221/sq ft	3/17/2025 Notice of Foreclosure Sale
6	 <p>10 Raubsville Rd Easton, PA 18042 Off Market / Public Record</p>	Single Family	5/2	2,704	0.3 acres 1900	– – days	– \$80/sq ft	3/17/2025 Notice of Foreclosure Sale
7	 <p>4120 Turner St Bethlehem, PA 18020 Off Market / Public Record</p>	Single Family	4/3	2,627	0.29 acres 1992	– – days	– \$217/sq ft	3/17/2025 Notice of Foreclosure Sale
8	 <p>4390 William Penn Hwy Easton, PA 18045 Off Market / Public Record</p>	Single Family	5/4	1,620	0.32 acres 1961	– – days	– \$246/sq ft	3/17/2025 Notice of Foreclosure Sale
9	 <p>1918 4th St Bethlehem, PA 18020 Off Market / Public Record</p>	Single Family	4/2	1,838	0.32 acres 1900	– – days	– \$196/sq ft	1/31/2025 Notice of Foreclosure Sale
10	 <p>382 E 5th St Northampton, PA 18067 Off Market / Public Record</p>	Single Family	3/3	2,095	6,447 sq ft 2002	– – days	– \$208/sq ft	2/6/2025 Notice of Foreclosure Sale

Northampton County, Pennsylvania

Photos

My Photos



Real Wealth - Real Growth - Real Estate
The Morrow Wargo Group

Maps



About RPR

- RPR® is the nation's largest property database, exclusively for REALTORS®. It empowers REALTORS® to help buyers and sellers make informed decisions, backed by a real estate database covering more than 160 million residential and commercial properties in the United States.
- RPR is a wholly owned subsidiary of the National Association of REALTORS® and a member benefit to REALTORS®.
- RPR's data sources range from MLSs and county-level tax and assessment offices, to the U.S. Census and FEMA, to specialty data set providers such as Esri (consumer data), Niche (school information) and Precisely (geographic boundaries).

Learn More

For more information about RPR, please visit RPR's public website: <https://blog.narrpr.com>



RPR®